

02-21-2001

FORM PTO-1618A

Expires 06/30/99
OMB 0651-0027

101617684

U.S. Department of Commerce
Patent and Trademark Office

TRADEMARK

2.12.01

RECORDATION FORM COVER SHEET
TRADEMARKS ONLY

TO: The Commissioner of Patents and Trademarks: Please record the attached original document(s) or copy(ies).

Submission Type

☒ New

☐ Resubmission (Non-Recordation)
Document ID#

☐ Correction of PTO Error
Reel # Frame #

☐ Corrective Document
Reel # Frame #

Conveyance Type

☐ Assignment ☐ License

☒ Security Agreement ☐ Nunc Pro Tunc Assignment

☐ Merger

☐ Change of Name

☐ Other

Conveying Party

☒ Mark if additional names of conveying parties attachedExecution Date
Month Day YearName Formerly
☐ Individual ☐ General Partnership ☐ Limited Partnership ☒ Corporation ☐ Association
☐ Other ☒ Citizenship/State of Incorporation/Organization

Receiving Party

☐ Mark if additional names of receiving parties attachedName DBA/AKA/TA Composed of Address (line 1) Address (line 2) Address (line 3)

City

State/Country

Zip Code

☐ Individual ☐ General Partnership ☐ Limited Partnership ☒
☐ Corporation ☐ Association
☒ Other ☒ Citizenship/State of Incorporation/Organization

If document to be recorded is an assignment and the receiving party is not domiciled in the United States, an appointment of a domestic representative should be attached. (Designation must be a separate document from Assignment.)

02/20/2001 AHMED1 00000050 75833902

FOR OFFICE USE ONLY

01 FC:481
02 FC:48240.00 DP
350.00 DP

Public burden reporting for this collection of information is estimated to average approximately 30 minutes per Cover Sheet to be recorded, including time for reviewing the document and gathering the data needed to complete the Cover Sheet. Send comments regarding this burden estimate to the U.S. Patent and Trademark Office, Chief Information Officer, Washington, D.C. 20231 and to the Office of Information and Regulatory Affairs, Office of Management and Budget, Paperwork Reduction Project (0651-0027), Washington, D.C. 20503. See OMB Information Collection Budget Package 0651-0027, Patent and Trademark Assignment Practice. DO NOT SEND REQUESTS TO RECORD ASSIGNMENT DOCUMENTS TO THIS ADDRESS.

Mail documents to be recorded with required cover sheet(s) information to:
Commissioner of Patents and Trademarks, Box Assignments, Washington, D.C. 20231

TRADEMARK
REEL: 002238 FRAME: 0303

Domestic Representative Name and Address

Enter for the first Receiving Party only.

Name Address (line 1) Address (line 2) Address (line 3) Address (line 4) **Correspondent Name and Address**

Area Code and Telephone Number

Name Address (line 1) Address (line 2) Address (line 3) Address (line 4) **Pages**Enter the total number of pages of the attached conveyance document
including any attachments.# **Trademark Application Number(s) or Registration Number(s)**

Mark if additional numbers attached

Enter either the Trademark Application Number or the Registration Number (DO NOT ENTER BOTH numbers for the same property).

Trademark Application Number(s)

Registration Number(s)

Number of Properties

Enter the total number of properties involved.

Fee Amount

Fee Amount for Properties Listed (37 CFR 3.41):

\$

Method of Payment:

Enclosed ☒Deposit Account ☐

Deposit Account

(Enter for payment by deposit account or if additional fees can be charged to the account.)

Deposit Account Number:

Authorization to charge additional fees:

Yes ☒No ☐**Statement and Signature***To the best of my knowledge and belief, the foregoing information is true and correct and any attached copy is a true copy of the original document. Charges to deposit account are authorized, as indicated herein.*

Alexander M. Kim

Name of Person Signing

Signature

Date Signed

RECORDATION FORM COVER SHEET
CONTINUATION
TRADEMARKS ONLY

FORM PTO-1618C
Expires 06/30/99
OMB 0651-0027

U.S. Department of Commerce
Patent and Trademark Office
TRADEMARK

Conveying Party

Enter Additional Conveying Party

☒ Mark if additional names of conveying parties attached

Execution Date
Month Day Year
November 20, 2000

Name Western Sky Industries, LLC

Formerly

☐ Individual ☐ General Partnership ☐ Limited Partnership ☒ Corporation ☐ Association

☐ Other

☒ Citizenship/State of Incorporation/Organization Delaware

Receiving Party

Enter Additional Receiving Party

☐ Mark if additional names of receiving parties attached

Name

DBA/AKA/TA

Composed of

Address (line 1)

Address (line 2)

Address (line 3)

City

State/Country

Zip Code

☐ Individual ☐ General Partnership ☐ Limited Partnership

☐ Corporation ☐ Association

☐ Other

☐ Citizenship/State of Incorporation/Organization

If document to be recorded is an assignment and the receiving party is not domiciled in the United States, an appointment of a domestic representative should be attached. (Designation must be a separate document from Assignment.)

Trademark Application Number(s) or Registration Number(s) ☐ Mark if additional numbers attached

Enter either the Trademark Application Number or the Registration Number (DO NOT ENTER BOTH numbers for the same property).

Trademark Application Number(s)

Registration Number(s)

0,713,772	1,190,430	0,974,++258
0,724,693		

RECORDATION FORM COVER SHEET
CONTINUATION
TRADEMARKS ONLY

FORM PTO-1618C
Expires 06/30/99
OMB 0651-0027

U.S. Department of Commerce
Patent and Trademark Office
TRADEMARK

Conveying Party

Enter Additional Conveying Party

☒ Mark if additional names of conveying parties attached

Execution Date
Month Day Year
November 20, 2000

Name Valley-Todeco, Inc.

Formerly

☐ Individual ☐ General Partnership ☐ Limited Partnership ☒ Corporation ☐ Association
☐ Other
☒ Citizenship/State of Incorporation/Organization Delaware

Receiving Party

Enter Additional Receiving Party

☐ Mark if additional names of receiving parties attached

Name

DBA/AKA/TA

Composed of

Address (line 1)

Address (line 2)

Address (line 3)

City

State/Country

Zip Code

☐ Individual ☐ General Partnership ☐ Limited Partnership ☐ Corporation ☐ Association
☐ Other
☐ Citizenship/State of Incorporation/Organization

If document to be recorded is an assignment and the receiving party is not domiciled in the United States, an appointment of a domestic representative should be attached. (Designation must be a separate document from Assignment.)

Trademark Application Number(s) or Registration Number(s) ☐ Mark if additional numbers attached

Enter either the Trademark Application Number or the Registration Number (DO NOT ENTER BOTH numbers for the same property).

Trademark Application Number(s)

Registration Number(s)

RECORDATION FORM COVER SHEET
CONTINUATION
TRADEMARKS ONLY

FORM PTO-1618C
Expires 06/30/99
OMB 0651-0027

U.S. Department of Commerce
Patent and Trademark Office
TRADEMARK

Conveying Party

☒ Mark if additional names of conveying parties attached

Enter Additional Conveying Party

Execution Date
Month Day Year
November 20, 2000

Name Hartwell Corporation

Formerly

☐ Individual ☐ General Partnership ☐ Limited Partnership ☒ Corporation ☐ Association

☐ Other

☒ Citizenship/State of Incorporation/Organization California

Receiving Party

☐ Mark if additional names of receiving parties attached

Enter Additional Receiving Party

Name

DBA/AKA/TA

Composed of

Address (line 1)

Address (line 2)

Address (line 3)

City

State/Country

Zip Code

☐ Individual ☐ General Partnership ☐ Limited Partnership

☐ Corporation ☐ Association

☐ Other

☐ Citizenship/State of Incorporation/Organization

If document to be recorded is an assignment and the receiving party is not domiciled in the United States, an appointment of a domestic representative should be attached. (Designation must be a separate document from Assignment.)

Trademark Application Number(s) or Registration Number(s)

☐ Mark if additional numbers attached

Enter either the Trademark Application Number or the Registration Number (DO NOT ENTER BOTH numbers for the same property).

Trademark Application Number(s)

Registration Number(s)

RECORDATION FORM COVER SHEET
CONTINUATION
TRADEMARKS ONLY

FORM PTO-1618C
Expires 06/30/99
OMB 0651-0027

U.S. Department of Commerce
Patent and Trademark Office
TRADEMARK

Conveying Party

Enter Additional Conveying Party

☒

Mark if additional names of conveying parties attached

Execution Date

Month Day Year

November 20, 2000

Name Mckechnie Vehicle Components USA

Formerly

☐

Individual

☐

General Partnership

☐

Limited Partnership

☒

Corporation

☐

Association

☐

Other

☒

Citizenship/State of Incorporation/Organization

Delaware

Receiving Party

Enter Additional Receiving Party

☐

Mark if additional names of receiving parties attached

Name

DBA/AKA/TA

Composed of

Address (line 1)

Address (line 2)

Address (line 3)

City

State/Country

Zip Code

☐

Individual

☐

General Partnership

☐

Limited Partnership

☐

If document to be recorded is an assignment and the receiving party is not domiciled in the United States, an appointment of a domestic representative should be attached. (Designation must be a separate document from Assignment.)

☐

Corporation

☐

Association

☐

Other

☐

Citizenship/State of Incorporation/Organization

Trademark Application Number(s) or Registration Number(s)

☐

Mark if additional numbers attached

Enter either the Trademark Application Number or the Registration Number (DO NOT ENTER BOTH numbers for the same property).

Trademark Application Number(s)

Registration Number(s)

APPOINTMENT OF DOMESTIC REPRESENTATIVES

75833902

Deutsche Bank AG London hereby appoints the following attorneys to record the attached assignments, to otherwise transact all business in the Patent and Trademark Office connected herewith, and to act as domestic representatives upon whom may be served notices or process in proceedings connected herewith:


James R. Warnot, Jr., Reg. No. 34,455
Donna Marie Werner, Reg. No. 36,719
David M. Klein, Reg. No. 35,221
Antoinette E. Baker, Reg. No. 44,018
David E. Boundy, Reg. No. 36,461
Alex V. Chachkes, Reg. No. 41,663
Warren L. Nachlis, Reg. No. 41,216
Anthony Meola, Reg. No. 44,936


Please send all correspondence in connection with this matter to:

David M. Klein, Esq.
Shearman & Sterling
599 Lexington Avenue
New York, NY 10022

Direct telephone calls to David M. Klein, Esq. at telephone number
(212) 848-4882.

Dated: 11th January 2001

By: 
Name: Richard Peters
Deutsche Bank AG London
Capacity: Vice President

By: 
Name: Scott Stanton
Deutsche Bank AG London
Capacity: Associate

Shearman & Sterling

22 JAN 2001 16:58

INTELLECTUAL PROPERTY SECURITY AGREEMENT

This INTELLECTUAL PROPERTY SECURITY AGREEMENT (as amended, amended and restated, supplemented or otherwise modified from time to time, the "IP Security Agreement") dated November 20, 2000, is made by the persons listed on the signature pages hereof (collectively, the "Grantors") in favor of Deutsche Bank AG London, as security agent (the "Security Agent") for the Secured Parties (as defined in the Security Agreement referred to below).

WHEREAS, Mozart Jersey Holdings No. 1 Limited and certain of its subsidiaries have entered into (a) a Credit Facilities Agreement dated as of August 5, 2000 (as amended, amended and restated, supplemented or otherwise modified from time to time, the "Senior Facilities Agreement"), with Deutsche Bank AG London, as Security Agent, and the lenders and the other financial institutions party thereto and (b) a Senior Subordinated Credit Facility Agreement dated as of August 5, 2000 (as amended, amended and restated, supplemented or otherwise modified from time to time, the "Senior Subordinated Facilities Agreement") with the Security Agent and the lenders and the other financial institutions party thereto.

WHEREAS, each Grantor has executed and delivered that certain Security Agreement dated November 20, 2000 made by the Grantors to the Security Agent (as amended, amended and restated, supplemented or otherwise modified from time to time, the "Security Agreement"). Terms used and not defined herein are used herein as defined in the Security Agreement.

WHEREAS, under the terms of the Security Agreement, the Grantors have granted a security interest in, among other property, certain intellectual property of the Grantors to the Security Agent for the ratable benefit of the Secured Parties, and have agreed to execute this IP Security Agreement covering such intellectual property for recording with the U.S. Patent and Trademark Office, the United States Copyright Office and other governmental authorities.

NOW, THEREFORE, for good and valuable consideration, the receipt and sufficiency of which are hereby acknowledged, each Grantor agrees as follows:

Section 1. Grant of Security. Each Grantor hereby grants to the Security Agent for the ratable benefit of the Secured Parties a security interest in and to all of such Grantor's right, title and interest in and to the following (the "Collateral"): the United States, international, and foreign patents and patent applications set forth in Schedule I hereto (as such Schedule I may be supplemented from time to time by supplements to the Security Agreement and this IP Security Agreement, each such supplement being in substantially the form of Exhibit C to the Security Agreement (an "IP Security Agreement Supplement"), executed and delivered by such Grantor to the Security Agent from time to time), together with all reissues, divisions, continuations, continuations-in-part, extensions and reexaminations thereof, and all rights therein provided by international treaties or conventions (the "Patents");

the United States and foreign trademark and service mark registrations and applications set forth in Schedule II hereto (as such Schedule II may be supplemented from time to time by IP Security Agreement Supplements executed and delivered by such Grantor to the Security Agent from time to time) (the "Trademarks");

the copyrights, United States and foreign copyright registrations and applications set forth in Schedule III hereto (as such Schedule III may be supplemented from time to time by IP Security Agreement Supplements executed and delivered by such Grantor to the Security Agent from time to time) (the "Copyrights");

any and all claims for damages for past, present and future infringement, misappropriation or breach with respect to the Patents, Trademarks and Copyrights, with the right, but not the obligation, to sue for and collect, or otherwise recover, such damages; and

any and all proceeds of the foregoing.

Section 2. Security for Obligations. The pledge and assignment of, and the grant of a security interest in, the Collateral by each Grantor under this IP Security Agreement secures the payment of all obligations of such Grantor now or hereafter existing under or in respect of the Finance Documents, whether direct or indirect, absolute or contingent, and whether for principal, reimbursement obligations, interest, premiums, penalties, fees, indemnifications, contract causes of action, costs, expenses or otherwise.

Section 3. Recordation. Each Grantor authorizes and requests that the Register of Copyrights, the Director of Patents and Trademarks and any other applicable government officer record this IP Security Agreement.


Section 4. Execution in Counterparts. This Agreement may be executed in any number of counterparts, each of which when so executed shall be deemed to be an original and all of which taken together shall constitute one and the same agreement.

Section 5. Grants, Rights and Remedies. This IP Security Agreement has been entered into in conjunction with the provisions of the Security Agreement. Each Grantor does hereby acknowledge and confirm that the grant of the security interest hereunder to, and the rights and remedies of, the Security Agent with respect to the Collateral are more fully set forth in the Security Agreement, the terms and provisions of which are incorporated herein by reference as if fully set forth herein.


Section 6. Governing Law. This IP Security Agreement shall be governed by, and construed in accordance with, the laws of the State of New York.

IN WITNESS WHEREOF, each Grantor has caused this Agreement to be duly executed and delivered by its officer thereunto duly authorized as of the date first above written.


MCKECHNIE INVESTMENTS, INC.,
a Delaware corporation

By: 
Name: Bruce E. Graben
Title: Vice President


MCKECHNIE PLASTIC COMPONENTS (MN)
INCORPORATED,
a Delaware corporation

By: 
Name: Bruce E. Graben
Title: Vice President


MCKECHNIE-HAWKE, INC.,
a Delaware corporation

By: 
Name: Bruce E. Graben
Title: Treasurer


MCKECHNIE PLASTIC COMPONENTS, INC., a
South Carolina corporation

By: 
Name: Bruce E. Graben
Title: Vice President

P.S.M. FASTENER CORPORATION,
a New Jersey corporation

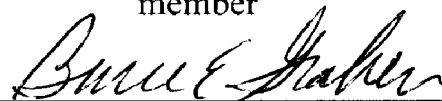
By: 
Name: Bruce E. Graben
Title: Vice President

DLO INVESTMENTS, INC.,
a Delaware corporation

By: 
Name: Bruce E. Graben
Title: Vice President


HAWKE CABLE GLANDS AMERICA, L.C.,
a Texas limited liability company

By: MCKECHNIE HAWKE, INC., a
Delaware corporation, its sole
member


By: 

Name: Bruce E. Graben
Title: Treasurer


VALLEY-TODECO, INC., a Delaware corporation

By: 
Name: Bruce E. Graben
Title: Treasurer


DFS INTERNATIONAL INC.,
a Delaware corporation

By: 
Name: Bruce E. Graben
Title: Vice President


HARTWELL CORPORATION,
a California corporation

By: 
Name: Bruce E. Graben
Title: Treasurer


ARGER ENTERPRISES, INC.,
a Nevada corporation

By: 
Name: Bruce E. Graben
Title: Treasurer

JESSE INDUSTRIES, INC.,
a Nevada corporation


By: 
Name: Bruce E. Graben
Title: Treasurer

MCKECHNIE AEROSPACE USA, INC.,
a Delaware corporation


By: 
Name: Bruce E. Graben
Title: Vice President

WESTERN SKY INDUSTRIES, LLC,
a Delaware limited liability company

By: MCKECHNIE INVESTMENTS,
INC., a Delaware corporation, its
sole member

By: 
Name: Bruce E. Graben
Title: Vice President

MCKECHNIE VEHICLE COMPONENTS USA,
INC., a Delaware corporation

By: 
Name: Bruce E. Graben
Title: Vice President

DEUTSCHE BANK AG LONDON
as Security Agent

By: _____
Name:
Title:

WESTERN SKY INDUSTRIES, LLC,
a Delaware limited liability company


By: MCKECHNIE INVESTMENTS,
INC., a Delaware corporation, its
sole member

By: _____
Name: Bruce E. Graben
Title: Vice President

MCKECHNIE VEHICLE COMPONENTS
USA, INC., a Delaware corporation

By: _____
Name: Bruce E. Graben
Title: Vice President

DEUTSCHE BANK AG LONDON
as Security Agent

By: 
Name: *RONALD K. SMITH*
Title: *ASSISTANT VICE PRESIDENT*



BARRY JEFFERIES
Director

Schedule I

**PATENTS, TRADEMARKS AND
TRADE NAMES, COPYRIGHTS AND LICENSES**

McKechnie Plastic Components, Inc.

Patent

US Patent No. 6,036,138 - fiber optic spool

5,398,835--Collapsible Material Handling Container Having Improved Corner Interlock

5,467,885--Collapsible Material Handling Container Having Improved Corner Interlock

5,474,200 --Lidded Container Having Security Hinge

Western Sky Industries, LLC

Patents and Trademarks

1. U.S. Patent # 4,568,846 Feb 4, 1986 P.M. Laminated rotor with conductor bars....

2. U.S. Patent #4,523,076 Jun 11, 1985 Automatic Welding Machine.....

3. U.S. Trademark # 1,314,327 "Vari Hertz" Jan 15, 1985

Valley-Todeco, Inc.

Trademarks:

- VT (1,058,213)
- VT LOGO (1,082,283)
- VT LOGO (1,121,291)

Attorney of Record

Paul, Hasting, Janofsky & Walker

555 Flower St.

Los Angeles, CA 90017-2371

Attn: Deanne H. Ozaki, Esq.

Western Sky Industries, LLC
Expired Patents

3,652,111 Mar. 28, 1972 (Method of swage joining a metallic tube to an insert.)
This patented the convoluted insert.

3,722,076 Mar. 27, 1973 (Method of swage joining a metallic tube to an insert.)
This patented the process of swaging a convoluted insert into an aluminum tube.

3,951,238 Apr. 20, 1976 (Linear motion arresting device.)
This patented the first "Snubber Assembly."

3,990,542 Nov. 9, 1976 (Linear motion arresting device.)
This patented an improved version of the "Snubber Assembly."

4,097,163 Jun. 27, 1978 (Method of swage joining a rod end to a tube.)
This patented the knurled rod end.

4,114,250 Sep. 19, 1978 (Method of fixing a threaded tube to a threaded shank)
This patented a method of fixing a rod end or insert into a metallic tube.

926157 (Canadian Patent) May 15, 1973 (Method of swage joining a metallic tube to an insert and the product thereof)

462,941 (Australian Patent) Dec 30, 1971 (Method of swage joining a metallic tube to an insert and the product thereof)

4183694 Jan 15, 1980 (Combination tube fixed to a shank or nipple)

4,114,250 Sep 19, 1978 (Method of fixing a threaded tube to a traded shank or nipple)

2,862,215 Dec 2, 1958 (Machine for forming threads within a metallic tube by swaging)

4097163 Jun 27, 1978 (Method of swage joining a rod end to a tube and the product thereof)

3990542 Nov 9, 1976 (Linear motion arresting device)

3951238 Apr 20, 1976 (Linear motion arresting device)

Western Sky Industries, LLC
Expired Patents

3722076 Mar 27, 1973 (Method of swage joining a metallic tube to an insert)

3652111 Mar 28, 1972 (Method of swage joining a metallic tube to an insert and the product thereof)

Western Sky Industries, LLC
Patents

4,690,730 Sep 4, 1984 (Composite base structure and end fitting joint and method)

Western Sky Industries, LLC
Trademarks

887395. TYEE. Renewed May 22, 1990. In force for ten years. (Requesting renewal)

887394. INDIAN HEAD DESIGN (Logo). Renewed Jun 19, 1990. In force for ten years. (Requesting renewal)

**McKechnie Vehicle Components (USA), Inc.
Pending U.S. and Foreign Patents**

<i>Serial No.</i>	<i>Country</i>	<i>Filing Date</i>	<i>Subject</i>
09/062,136	U.S.	04-17-98	A wheel cover including a hub lock and a rim lock.
09/332,307	U.S.	06-14-99	A method of forming a wheel cover with a wrap by spinning the wheel cover.
09/314,443	U.S.	05-19-99	A fixture for setting a flexible hose in a predetermined three-dimensional path for brake fluid handling systems.
09/283,057	U.S.	04-01-99	A wheel cover including a nut cap and a lug well, the lug well including a nut cap stop and a locking flange.
09/368,997	U.S.	08-05-99	A center cap assembly including a disk and a plurality of stand-along lug nut engaging retainers.
09/372,947	U.S.	08-12-99	A retaining article including a ring having a plurality of openings to receive portions of a wheel cover and a plurality of legs to engage lug nuts.
09/541,454	U.S.	03-31-00	A composite wheel cover having a disk fabricated from one material and a plurality of lug wells fabricated from a second material.
09/640,147	U.S.	08-16-00	Lug caps having retention detents extending through a threaded portion of an interior thereof to abut against a lug nut and be prevented from unscrewing.
09/658,438	U.S.	09-08-00	A method for securing a wheel cover to a wheel by offsetting the temperatures of each allowing one to expand with respect to the other.
09/668,653	U.S.	09-22-00	A retaining article used to retain a wheel cover to a wheel wherein legs extending out from the retaining article have integral supports..
2,129,396	Canada	03-03-94	A wheel cover having a mechanical lock at the outer periphery thereof.
2,269,101	Canada	04-15-99	A wheel cover including a hub lock and a rim lock.
9712685.3	Brazil	04-28-99	A method forming a locking shoulder and an extension flange to lock the shoulder against the rim flange with the extension flange overlapping the rim.

9712687-0	Brazil	04-28-99	A composite wheel assembly including an annular rim, a spider, an ornamental applique, a separately formed structural insert, a curable adhesive and a resilient filler between the insert rim and spider.
9903085-3	Brazil	04-16-99	A wheel cover including a hub lock and a rim lock.
50886/98	Australia		A method including forming a locking shoulder and an extension flange to lock the shoulder against the rim flange with the extension flange overlapping the rim.
49152.97	Australia	10-17-97	A composite wheel assembly including an annular rim, a spider, an ornamental applique, a separately formed structural insert, a curable adhesive and a resilient filler between the insert rim and spider.
23752/99	Australia	04-13-99	A wheel cover including a hub lock and a rim lock.
97913777.5	EPC	10-22-97	A method including forming a locking shoulder and an extension flange overlapping the rim.
97911880.9	EPC		A composite wheel assembly including an annular rim, a spider, an ornamental applique, a separately formed structural insert, a curable adhesive and a resilient filler between the insert rim and spider.
99201093.4	EPC	04-12-99	A wheel cover including a hub lock and a rim lock.
10-520641	Japan	10-22-97	A method including forming a locking shoulder and an extension flange to lock the shoulder against the rim flange with the extension flange overlapping the rim.
10-520576	Japan	10-17-97	A composite wheel assembly including an annular rim, a spider, an ornamental applique, a separately formed structural insert, a curable adhesive and a resilient filler between the insert rim and spider.
11-110358	Japan	04-19-99	A wheel cover including a hub lock and a rim lock.
PCT/US94/13248	PCT	11-22-94	A wheel cover having a mechanical lock at the outer periphery thereof.
PCT/US98/15931	PCT	07-31-98	A wheel cover having a lug well, a retention leg extending out from the lug well and a compression nut to compress the retention leg against the lug nut.

**McKechnie Vehicle Components (USA), Inc.
Issued U.S. and Foreign Patents**

<i>Patent No.</i>	<i>Country</i>	<i>Issue Date</i>	<i>Subject</i>
4,577,909	U.S.	03-25-86	A wheel cover using hooks and straps for a retention system wherein the hooks and straps extend between the wheel and a center cap.
5,181,767	U.S.	01-26-93	A wheel cover assembly having a lug stud opening with a segmented slot intersecting an internal thread pattern.
5,368,370	U.S.	11-29-94	A wheel cover having a mechanical lock at the outer periphery thereof.
5,461,779	U.S.	10-31-95	A method of making a wheel cover having a mechanical lock at the outer periphery thereof.
5,820,225	U.S.	10-13-98	A composite wheel assembly including an annular rim, a spider, an ornamental applique, a separately formed structural insert, a curable adhesive and a resilient filler between the insert, rim and spider.
5,842,749	U.S.	12-01-98	A wheel cover including a lug opening, a nut cap and an insert member having a lower body portion that includes a relief slot.
5,829,843	U.S.	11-03-98	A method including forming a locking shoulder and an extension flange to lock the shoulder against the rim flange with the extension flange overlapping the rim.
5,918,946	U.S.	07-06-99	A wheel cover having a lug well, a retention leg extending out from the lug well and a compression nut to compress the retention leg against the lug nut.
5,921,634	U.S.	07-13-99	A wheel cover assembly overlapping a radial side of a rim having an annular outer connecting portion adjacent thereto and an extension flange extending out past the annular outer connecting portion and over the rim flange.
1,082,756	Canada	07-29-80	Body side protective molding which is attached to the vertical side surfaces of an automotive vehicle.
188,243	Mexico	03-12-98	A wheel cover having a mechanical lock at the outer periphery thereof.
0785875	Spain	02-23-00	A wheel cover having a mechanical lock at the outer periphery thereof.

0785875	Italy	02-23-00	A wheel cover having a mechanical lock at the outer periphery thereof.
0785875	Sweden	02-23-00	A wheel cover having a mechanical lock at the outer periphery thereof.
0785875	EPC	02-23-00	A wheel cover having a mechanical lock at the outer periphery thereof.
2938574	Japan	06-11-99	A wheel cover having a mechanical lock at the outer periphery thereof.
0785875	Germany	02-23-00	A wheel cover having a mechanical lock at the outer periphery thereof.
0785875	U.K.	02-23-00	A wheel cover having a mechanical lock at the outer periphery thereof.
233800	Korea	09-14-99	A wheel cover having a mechanical lock at the outer periphery thereof.

McKechnie Vehicle Components (USA), Inc.
U.S. and Foreign Trademarks

<i>Mark</i>	<i>Identifying No.</i>	<i>Application/Registration</i>	<i>Country</i>
Duraclad	2,274,713	Registered (08-31-99)	U.S.
BMA Design	75/833,902	Application (10-29-99)	U.S.
Inserclad	75/846,899	Application (11-12-99)	U.S.
Duraclad	816,400	Application (06-27-96)	Canada
Duraclad	266841	Application (06-28-96)	Mexico
Plasticlad	599941	Registered (02-02-99)	Mexico
Duraclad	2,037,580	Registered (01-07-97)	Spain
Duraclad	96/632,087	Registered (06-28-96)	France
Multiclad	97/694,087	Registered (09-08-97)	France
Plasticlad	98/745,466	Registered (08-07-98)	France
Duraclad	RM96C002960	Registered (08-28-98)	Italy
Duraclad	96.17248	Registered (09-12-96)	Monaco
Multiclad	742,431	Registered (08-26-97)	Australia
Plasticlad	768269	Registered (07-23-98)	Australia
Duraclad	129959	Registered (09-17-98)	Greece
Duraclad	166,793	Registered (10-21-96)	Austria
Duraclad	9892	Registered (10-23-96)	Liechtenstein
Duraclad	443.000	Registered (06-24-97)	Switzerland
Duraclad	01.773 1997	Registered (04-19-97)	Denmark
Duraclad	320,704	Registered (01-10-97)	Sweden
Duraclad	176,555	Registered (06-28-96)	Ireland
Duraclad	598,524	Registered (07-01-97)	Benelux
Duraclad	4130102	Registered (03-27-98)	Japan
Duraclad	39628591	Registered (01-13-97)	Germany
Multiclad	39740927	Registered (01-21-98)	Germany
Plasticlad	398 43 048.9/12	Registered (09-04-98)	Germany
Duraclad	2,103,894	Registered (06-28-96)	U.K.

<i>Mark</i>	<i>Identifying No.</i>	<i>Application Registration</i>	<i>Country</i>
Multiclad	2,143,229	Registered (08-28-97)	U.K.
Plasticlad	2,173,730	Registered (08-03-98)	U.K.
Duraclad	392587	Registered (01-23-98)	Korea

Hartwell Corporation
Trademarks and Tradenames

In addition to the HC* Logo, Hartwell has registered trademarks for the following:

Dialatch*
Bailatch*
Nylatch*
Trigger-lock*
Micro* Hinge
H-5000*
Rate-Chek*
Lockwell*
Plus Latch*
Adjusta-Keeper*

The following trademarks we identify with a "*" indicating that we consider them as trade names, but they are not registered:

Missile Air *
Gripwell *
Kwik Release *
Strut-Lok*
Lever-Lok*
Twist-Lok*
Scaffold Loc*