

TRADEMARK ASSIGNMENT

Electronic Version v1.1
 Stylesheet Version v1.1

SUBMISSION TYPE:	NEW ASSIGNMENT
NATURE OF CONVEYANCE:	ASSIGNS THE ENTIRE INTEREST AND THE GOODWILL

CONVEYING PARTY DATA			
Name	Formerly	Execution Date	Entity Type
CV Industries, Inc.		12/31/2003	CORPORATION: NORTH CAROLINA

RECEIVING PARTY DATA	
Name:	Century Furniture LLC
Street Address:	P.O. Box 608
City:	Hickory
State/Country:	NORTH CAROLINA
Postal Code:	28603
Entity Type:	CORPORATION: NORTH CAROLINA

PROPERTY NUMBERS Total: 6		
Property Type	Number	Word Mark
Registration Number:	2149313	CHAIRCRAFT
Registration Number:	2083342	HEIRLOOM
Registration Number:	1701823	CENTURY
Registration Number:	1549195	PRIORITY SEATING
Registration Number:	1010744	CENTURY
Registration Number:	1417479	LT DESIGNS

CORRESPONDENCE DATA	
Fax Number:	(703)905-2500
<i>Correspondence will be sent via US Mail when the fax attempt is unsuccessful.</i>	
Phone:	703-905-2000
Email:	va-logocops@pillsburywinthrop.com
Correspondent Name:	Pillsbury Winthrop LLP
Address Line 1:	1600 Tysons Blvd.
Address Line 2:	P.O. Box 10500
Address Line 4:	McLean, VIRGINIA 22102

CH \$165.00 2149313

ATTORNEY DOCKET NUMBER:

12093/282281

NAME OF SUBMITTER:

Patrick J. Jennings, Esq.

Total Attachments: 12

source=00000008#page1.tif

source=00000009#page1.tif

source=00000010#page1.tif

source=00000011#page1.tif

source=00000012#page1.tif

source=00000013#page1.tif

source=00000014#page1.tif


source=00000015#page1.tif

source=00000016#page1.tif

source=00000017#page1.tif

source=00000018#page1.tif

source=00000019#page1.tif



NORTH CAROLINA

Department of The Secretary of State

To all whom these presents shall come, Greetings:


I, **ELAINE F. MARSHALL**, Secretary of State of the State of North Carolina, do hereby certify the following and hereto attached to be a true copy of

ARTICLES OF ORGANIZATION

OF

CENTURY FURNITURE, LLC

the original of which was filed in this office on the 30th day of December, 2003.



IN WITNESS WHEREOF, I have hereunto set my hand and affixed my official seal at the City of Raleigh, this 30th day of December, 2003

Elaine F. Marshall

Secretary of State

Document Id: C20033640019

5

SOSID: 704538
Date Filed: 12/30/2003 4:52:00 PM
Elaine F. Marshall
North Carolina Secretary of State
C200336400195

State of North Carolina
Department of the Secretary of State

Limited Liability Company
ARTICLES OF ORGANIZATION

Pursuant to §57C-2-20 of the General Statutes of North Carolina, the undersigned does hereby submit these Articles of Organization for the purpose of forming a limited liability company.

1. The name of the limited liability company is: Century Furniture, LLC
2. If the limited liability company is to dissolve by a specific date, the latest date on which the limited liability company is to dissolve: *(If no date for dissolution is specified, there shall be no limit on the duration of the limited liability company.)* _____

3. The name and address of each person executing these articles of organization is as follows: *(State whether each person is executing these articles of organization in the capacity of a member, organizer or both).*

Charles D. Dixon, Organizer
P.O. Box 218
Hickory, NC 28603

4. The street address and county of the initial registered office of the limited liability company is:
Number and Street 401 11th Street NW
City, State, Zip Code Hickory, NC 28601 County Catawba
5. The mailing address *if different from the street address* of the initial registered office is:
PO Box 608, Hickory, NC 28603-0608
6. The name of the initial registered agent is: Richard L. Reese
7. Principal office information: *(Select either a or b.)*

- a. The limited liability company has a principal office.

The street address and county of the principal office of the limited liability company is:

Number and Street 401 11th Street NW
City, State, Zip Code Hickory, NC 28601 County Catawba

The mailing address, *if different from the street address*, of the principal office of the corporation is: PO Box 608, Hickory, NC 28603-0608

- b. The limited liability company does not have a principal office.

8. Check one of the following:

XX (i) **Member-managed LLC**: all members by virtue of their status as members shall be managers of this limited liability company.

_____ (ii) **Manager-managed LLC**: except as provided by N.C.G.S. Section 57C-3-20(a), the members of this limited liability company shall not be managers by virtue of their status as members.

9. Any other provisions, which the limited liability company elects to include, are attached.

10. These articles will be effective upon filing, unless a date and/or time is specified:

This is the 26th day of December 2003.

CENTURY FURNITURE, LLC

Charles D. Dixon

Signature

Charles D. Dixon, Organizer

Type or Print Name and Title

NOTES:

1. Filing fee is \$125. This document must be filed with the Secretary of State.

CORPORATIONS DIVISION
(Revised January 2002)
#229035

P.O. Box 29622

RALEIGH, NC 27626-0622
(Form L-01)

NORTH CAROLINA)
)
CATAWBA COUNTY)

BILL OF SALE

THIS BILL OF SALE, made this 31st day of December, 2003, by CV INDUSTRIES, INC., a North Carolina corporation, party of the first part, to CENTURY FURNITURE, LLC, a North Carolina limited liability company, party of the second part;

W I T N E S S E T H :

That said party of the first part, for and in consideration of the sum of TEN DOLLARS AND OTHER VALUABLE CONSIDERATION, to it in hand paid, the receipt of which is hereby acknowledged, has bargained and sold and by these presents does bargain, sell and convey unto the said party of the second part, its successors and assigns, all of the assets and liabilities of Century Furniture Industries, Inc. which are more particularly described as follows:

See Schedule "A" hereto attached

The foregoing property is being sold "as is", "where is".

TO HAVE AND TO HOLD the foregoing property to the said party of the second part, its successors and assigns in fee simple.


The party of the first part warrants that it is the owner of the foregoing property, in fee simple, that it has the right to convey the same, and that the same is clear from all claims, liens or other defects in title other than as shown on Schedule "A" hereto attached.

By accepting this bill of sale, the party of the second part assumes and agrees to pay the liabilities as shown on Schedule "A" hereto attached.

IN TESTIMONY WHEREOF said party of the first part has caused this instrument to be executed as of the day and year first above written.

CV INDUSTRIES, INC.

By: _____


Secretary-Treasurer

STATE OF NORTH CAROLINA

COUNTY OF CATAWBA

I, Jane Cole Brown, a Notary Public for said County and State, certify that Richard L. Reese personally came before me this day and acknowledged that he is Secretary-Treasurer of CV Industries, Inc., a corporation, and that he, as Secretary-Treasurer, executed the foregoing Bill of Sale on behalf of the corporation.

Witness my hand and official seal, as of the 31st day of December, 2003.

Jane Cole Brown
Notary Public
My Commission Expires: July 13, 2007

EXHIBIT "A"

Assets and Liabilities:

CFI Financial Statement

Production System
 HICKORY

Company code **** Business area ****

Comp Bus. F code area	Texts	Reporting period (01.2003-16.2003)	Comparison period (01.2003-16.2003)	Absolute difference	Rel dif
	Assets				
	Current Assets				
	Cash and cash equivalents				
0100	1010000	264,718	264,718	0	0
0100	CASH	1,165,802	1,165,802	0	0
0100	1010001	811,317	811,317	0	0
0100	CASH-AP SWEEP ACCOUNT	249,070	249,070	0	0
0100	1010002	70,224	70,224	0	0
0100	CASH - LOCKBOX 0100/60589 0920/601339	4,484	4,484	0	0
0100	1010005	550	550	0	0
0100	CASH-REGULAR P/R	200	200	0	0
0100	1010006	500	500	0	0
0100	CASH-WORKER'S COMP	250	250	0	0
0100	1012000	300	300	0	0
0100	FUNB - SPECIAL PAYROLL	200	200	0	0
0100	1030000	2,000	2,000	0	0
0100	PETTY CASH FUND	260,129	260,129	0	0
0100	1030002				
0100	PETTY CASH FUND UPHOLSTERY PLANT				
0100	1030003				
0100	PETTY CASH FUND CHAIR PLANT				
0100	1030005				
0100	PETTY CASH FUND SHUFORD PLANT				
0100	1030007				
0100	PETTY CASH FUND LTD PLANT				
0100	1030040				
0100	PETTY CASH FUND TECH CENTER				
0100	1030075				
0100	PETTY CASH FUND HIGH POINT SHOWROOM				
	Cash and cash equivalents				
	Accounts receivable-trade, net				
0100	1100000	13,201,147	13,201,147	0	0
0100	Accounts receivable-trade, gross	1,377,330	1,377,330	0	0
0100	1100005	14,577,951	14,577,951	0	0
0100	MANUAL POST A/R				
0100	1100500				
0100	A/R REFUND CLEARING				
	Accounts receivable-trade, gross				
0100	2375000	250,000	250,000	0	0
0100	A/R reserve-sales allowance	250,000	250,000	0	0
0100	RESERVE FOR SALES ALLOWANCE				
0100	A/R reserve-bad debt				
0100	1150000	950,000	950,000	0	0
0100	AR RESERVE-BEGINNING	351,291	351,291	0	0
0100	1150100	83,615	83,615	0	0
0100	BAD DEBT ACCRUAL/INCREASES	57,132	57,132	0	0
0100	1150201	313,254	313,254	0	0
0100	BAD DEBT WRITE-OFF-REGION 1	3,047	3,047	0	0
0100	1150202	5,166	5,166	0	0
0100	BAD DEBT WRITE-OFF-REGION 2	8,785	8,785	0	0
0100	1150203	35,949	35,949	0	0
0100	BAD DEBT WRITE-OFF-REGION 3	6,250	6,250	0	0
0100	1150204	890,061	890,061	0	0
0100	BAD DEBT WRITE-OFF-HEIKLOOM				
0100	1150208				
0100	BAD DEBT WRITE-OFF-INTERNATIONAL				
0100	1150302				
0100	AR RECOVERY-REGION 2				
0100	1150303				
0100	AR RECOVERY-REGION 3				
0100	1150306				
0100	AR RECOVERY-CHAIRCRAFT				
	A/R reserve-bad debt				
	Accounts receivable-trade, net				
	Inventories				
0100	1220000	3,082,083	3,082,083	0	0
0100	Inventory-raw materials				
0100	DIRECT RAW MATERIALS				
0100	1220000				
0100	Inventory-raw materials				
0100	1210500	2,875,855	2,875,855	0	0
0100	Inventory-work in process				
0100	WORK IN PROCESS				
0100	1210502	317,208	317,208	0	0
0100	Work in process-MANUAL POST ONLY				
0100	1210600	92,546	92,546	0	0
0100	Work in process-MANUAL POST				
0100	1210600	2,651,194	2,651,194	0	0
0100	Inventory-work in process				
0100	Inventory-semi finished goods				
0100	1210000	22,139,439	22,139,439	0	0
0100	SEMI FINISHED GOODS				
0100	1231000	247,696	247,696	0	0
0100	FR/FN - VALUATION ADJUSTMENT				

Schedule A

Company code	*** Business area ***	Reporting period (01.2003-16.2003)	Comparison period (01.2003-16.2003)	Absolute difference	Rel dif
	Inventory-semi finished goods	22,387,135	22,387,135	0	
	Inventory-finished goods				
	FINISHED GOODS				
0100	1200000	10,036,296	10,036,296	0	
0100	1200002	40,950-	40,950-	0	
0100	1200010	1,820,087	1,820,087	0	
0100	1200122	50,000	50,000	0	
0100	1200130	150,752-	150,752-	0	
0100	1200140	251,287	251,287	0	
0100	1250000	470,941	470,941	0	
0100	1290000	1,395,994	1,395,994	0	
	CASEGOOD - VALUATION ADJUSTMENT	13,832,903	13,832,903	0	
	Inventory-finished goods				
	Inventory-reserve				
0100	1299000	1,422,000-	1,422,000-	0	
	Inventory-reserve				
0100	1240000	1,422,000-	1,422,000-	0	
	Inventory-LIFO				
	INVENTORIES - LIFO				
	Inventory-LIFO				
	Total inventory	10,321,184-	10,321,184-	0	
		10,321,184-	10,321,184-	0	
		30,210,131	30,210,131	0	
	Prepaid expenses and other current assets				
0100	1300000	308,651	308,651	0	
0100	1300010	756,310	756,310	0	
0100	1300200	28,781	28,781	0	
0100	1300300	37,500	37,500	0	
0100	1300000	277,388	277,388	0	
0100	1330010	100,658	100,658	0	
0100	1800073	1,354	1,354	0	
	SHOWPLACE DUE TO/FROM CENT	1,510,642	1,510,642	0	
	Prepaid expenses and other current assets				
	Total Current Assets	44,898,534	44,898,534	0	
	Investments and Other Assets				
	Investment securities available for sale				
0100	1410000	2,479,825	2,479,825	0	
	INVESTMENTS - FIDELITY				
	Investment securities available for sale				
0100	1400100	775,096	775,096	0	
	Cash value of life insurance				
	CASH SURRENDER VALUE - LIFE				
	Cash value of life insurance				
0100	1410014	163,740	163,740	0	
0100	1420014	1,620,344-	1,620,344-	0	
	INVESTMENT IN CENTURY SERVICES				
	INVESTMENTS IN SHOWROOMS				
	Investment in affiliates				
	Total Investments and Other Assets	1,798,318	1,798,318	0	
	Property, Plant and Equipment				
	Land, building and improvements				
0100	1610001	9,530,935	9,530,935	0	
0100	1610002	1,304,706	1,304,706	0	
0100	1610003	2,148,756	2,148,756	0	
0100	1610005	550,941	550,941	0	
0100	1610007	1,110,533	1,110,533	0	
0100	1610010	180,464	180,464	0	
0100	1610015	93,646	93,646	0	

Company code	Bus. Texts	Reporting period (01.2003-16.2003)	Comparison period (01.2003-16.2003)	Absolute difference	Rel dif
**** Business area ****					
0100	1610039 LAND, BUILDINGS & PAVING - 39	113,524	113,524	0	
0100	1610040 LAND, BUILDINGS & PAVING - 40	611,703	611,703	0	
0100	1610090 LAND, BUILDINGS & PAVING - 90 BETHLEHEM Land, building and improvements	33,503	33,503	0	
		15,678,711	15,678,711	0	
0100	Leasehold improvements	303,120	303,120	0	
0100	1660007 LEASES & IMPROVEMENTS - 07	24,372	24,372	0	
0100	1660008 LEASES & IMPROVEMENTS - 08	55,274	55,274	0	
0100	1660012 LEASES & IMPROVEMENTS - 12	1,297,509	1,297,509	0	
0100	1660075 LEASES & IMPROVEMENTS - 75	6,224	6,224	0	
0100	1660076 LEASES & IMPROVEMENTS - 76-HOUSTON	1,686,499	1,686,499	0	
	Leasehold improvements	16,689,536	16,689,536	0	
0100	Machinery and equipment	1,389,654	1,389,654	0	
0100	1620001 MACHINERY & EQUIPMENT - 01	7,751,967	7,751,967	0	
0100	1620002 MACHINERY & EQUIPMENT - 02	321,590	321,590	0	
0100	1620003 MACHINERY & EQUIPMENT - 03	1,718,314	1,718,314	0	
0100	1620007 MACHINERY & EQUIPMENT - 07	144,539	144,539	0	
0100	1620008 MACHINERY & EQUIPMENT - 08	884,560	884,560	0	
0100	1620039 MACHINERY & EQUIPMENT - 39	994,613	994,613	0	
0100	1620040 MACHINERY & EQUIPMENT - 40	115,114	115,114	0	
0100	1620090 MACHINERY & EQUIPMENT - 90 BETHLEHEM	30,009,888	30,009,888	0	
	Machinery and equipment	2,804,601	2,804,601	0	
0100	Office furniture and equipment	141,257	141,257	0	
0100	1640001 FURNITURE & FIXTURES - 01	165,366	165,366	0	
0100	1640002 FURNITURE & FIXTURES - 02	34,371	34,371	0	
0100	1640003 FURNITURE & FIXTURES - 03	81,121	81,121	0	
0100	1640005 FURNITURE & FIXTURES - 05	17,070	17,070	0	
0100	1640007 FURNITURE & FIXTURES - 07	14,294	14,294	0	
0100	1640008 FURNITURE & FIXTURES - 08	25,873	25,873	0	
0100	1640009 FURNITURE & FIXTURES - 09	10,330,754	10,330,754	0	
0100	1640012 FURNITURE & FIXTURES - 12	70,138	70,138	0	
0100	1640015 FURNITURE & FIXTURES - 15	437,390	437,390	0	
0100	1640039 FURNITURE & FIXTURES - 39	161,808	161,808	0	
0100	1640040 FURNITURE & FIXTURES - 40	14,284,043	14,284,043	0	
0100	1640075 FURNITURE & FIXTURES - 75-HIGH POINT			0	
	Office furniture and equipment	412,991	412,991	0	
0100	Automobiles and trucks	76,500	76,500	0	
0100	1630001 AUTOS & TRUCKS - 01	86,143	86,143	0	
0100	1630002 AUTOS & TRUCKS - 02	10,000	10,000	0	
0100	1630003 AUTOS & TRUCKS - 03	22,563	22,563	0	
0100	1630005 AUTOS & TRUCKS - 05	16,300	16,300	0	
0100	1630007 AUTOS & TRUCKS - 07	36,285	36,285	0	
0100	1630039 AUTOS & TRUCKS - 39	660,782	660,782	0	
0100	1630040 AUTOS & TRUCKS - 40			0	
	Automobiles and trucks	23,960	23,960	0	
0100	Construction and equip install in progress	23,960	23,960	0	
0100	1600001 DEPOSITS ON MACHINERY - 01			0	
0100	Construction and equip install in progress	24,423,200	24,423,200	0	
0100	Accumulated depreciation	2,757,677	2,757,677	0	
0100	1700001 ACCUMULATED DEPRECIATION - 01			0	
0100	1700002 ACCUMULATED DEPRECIATION - 02			0	

Company code **** Business area ****

Amounts in USD

Comp. Bus. F code area	Texts	Reporting period (01.2003-16.2003)	Comparison period (01.2003-16.2003)	Absolute difference	Rel dif
0100	17000003	8,388,377-	8,388,377-	0	
0100	17000005	801,739-	801,739-	0	
0100	17000007	2,322,648-	2,322,648-	0	
0100	17000008	185,881-	185,881-	0	
0100	17000009	45,354-	45,354-	0	
0100	17000012	8,340,294-	8,340,294-	0	
0100	17000015	1,013,014-	1,013,014-	0	
0100	17000039	1,423,209-	1,423,209-	0	
0100	17000040	726,661-	726,661-	0	
0100	17000075	83,388-	83,388-	0	
0100	17000090	50,511,837-	50,511,837-	0	
	Accumulated depreciation				
	Total Property, Plant and Equipment	11,832,046	11,832,046	0	
	Total Assets	58,528,898	58,528,898	0	

Company code	Bus. area	Texts	Reporting period (01.2003-16.2003)	Comparison period (01.2003-16.2003)	Absolute difference	Rel dif
		Liabilities and Stockholders' Equity				
		Current Liabilities				
		Current installments of long-term debt				
0100		2050000 SHORT TERM LEASE OBLIGATION	304,687-	304,687-	0	0
		Current installments of long-term debt				
		Accounts payable				
0100		2010000 ACCOUNTS PAYABLE - TRADE	2,948,604-	2,948,604-	0	0
0100		2012001 GR/IR ACCOUNT	1,580,006-	1,580,006-	0	0
0100	0001	2012001 GR/IR ACCOUNT	808-	808-	0	0
0100		2060000 ACCOUNTS PAYABLE ACCRUALS	50,000-	50,000-	0	0
		Accounts payable	4,579,418-	4,579,418-	0	0
		Accrued expenses				
0100		2055000 ACCRUALS	273,061-	273,061-	0	0
0100		2055100 ACCRUED PAYROLL	522,781-	522,781-	0	0
0100		2058100 ACCRUED REBATES	402,641-	402,641-	0	0
0100		2058200 ACCRUED CO-OP ADV	481,809-	481,809-	0	0
0100		2067000 PAYROLL SUSPENSE	16	16	0	0
0100		2069000 SUTA SUSPENSE	88-	88-	0	0
0100		2070000 UNITED WAY	15,699	15,699	0	0
0100		2071000 UNIVERSAL LIFE INS	3,486	3,486	0	0
0100		2080000 GARNISHMENTS - EMPLOYEES	1,410	1,410	0	0
0100		2105000 401K DEDUCTIONS	5,000-	5,000-	0	0
0100		2120017 SICK PAY ACCRUAL	83,569-	83,569-	0	0
0100		2130015 ESTATE OF HARLEY SHUFORD, SR.	8,416-	8,416-	0	0
0100		2200000 ACCRUED COMMISSIONS	507,519	507,519	0	0
0100		2200100 ACCRUED ROYALTIES	171,035-	171,035-	0	0
0100		2331000 STATE SALES TAX - FLORIDA	4,427-	4,427-	0	0
0100		2365995 RESERVE FOR WORKERS COMP	612,436-	612,436-	0	0
0100		2370000 RESERVE FOR HEALTH CARE	2,075,000-	2,075,000-	0	0
0100		Accrued expenses	5,127,171-	5,127,171-	0	0
		Customer deposits				
0100		2040000 CUSTOMER DEPOSITS	1,661,604-	1,661,604-	0	0
		Customer deposits	1,661,604-	1,661,604-	0	0
		Total current liabilities	11,672,880-	11,672,880-	0	0
		Noncurrent liabilities				
		Long-term debt, less current maturities				
0100		2610000 LONG TERM LEASE PAYABLE	405,576-	405,576-	0	0
		Long-term debt, less current maturities	405,576-	405,576-	0	0
		Unfunded accrued pension cost (SERP)				
0100		2630000 PHANTOM SERP	2,566,210-	2,566,210-	0	0
		Unfunded accrued pension cost (SERP)	2,566,210-	2,566,210-	0	0
		Unfunded accrued pension costs (Pension)				
0100		2360000 ACCRUED PENSION	8,437,922-	8,437,922-	0	0
		Unfunded accrued pension costs (Pension)	8,437,922-	8,437,922-	0	0
		Deferred compensation				
0100		2620000 PHANTOM 401-K PLAN	2,499,094-	2,499,094-	0	0
0100		2650000 SHADOW EQUITY LIABILITY	1,083,261-	1,083,261-	0	0
		Deferred compensation	3,582,355-	3,582,355-	0	0

Company code **** Business area ****

C Comp Bus.
F code area

Texts

Transfers to/from affiliates
 1820010 INTERCO 0100/0200
 1820020 INTERCO 0100/0400
 1820030 INTERCO 0100/0500
 1820050 INTERCO 0100/0910
 1820060 INTERCO 0100/0920
 1820080 INTERCO 0100/0953
 1820090 INTERCO 0100/0954
 1820100 INTERCO 0100/9990
 1820400 INTERCO 0100/0401
 1820405 INTERCO 0100/0410
 1820410 INTERCO 0100/0411
 1820415 INTERCO 0100/0412
 1820420 INTERCO 0100/0430
 1820425 INTERCO 0100/0450
 1820427 INTERCO 0100/0451
 1820428 INTERCO 0452/0100
 1820430 INTERCO 0100/0490
 1820500 INTERCO 0100/0921
 1820600 INTERCO 0100/0922
 1820635 INTERCO 0923/0100
 1820675 INTERCO 0924/0100

Transfers to/from affiliates

Total Noncurrent liabilities

Stockholders' Equity

Common stock, no par value

2910000 CAPITAL STOCK - COMMON

Common stock, no par value

Additional paid-in capital

2930000 ADDITIONAL PAID-IN CAPITAL

Additional paid-in capital

Accumulated other comprehensive income

2950000 UNRECOGNIZED PENSION COSTS

2955000 UNRECOGNIZED PENSION COSTS-SERP

2960000 UNRECOGNIZED GAIN ON SECURITIES

Accumulated other comprehensive income

Retained earnings

2940000 RETAINED EARNINGS

2940000 RETAINED EARNINGS

Retained earnings

Balance Sheet Loss

Balance Sheet Loss

Total Stockholders' Equity

Total Liabilities and Stockholders' Equity

Amounts in USD

Reporting period
(01.2003-16.2003)

Comparison period
(01.2003-16.2003)

Absolute
difference

Rel
dif

685,955	685,955	0
2,056,000	2,056,000	0
22,197,260	22,197,260	0
1,743,680	1,743,680	0
7,813,442	7,813,442	0
6,249,465	6,249,465	0
8,728,304	8,728,304	0
21,576,238	21,576,238	0
559,215	559,215	0
613,884	613,884	0
174,359	174,359	0
515,370	515,370	0
674,774	674,774	0
1,121,042	1,121,042	0
853,962	853,962	0
583,078	583,078	0
700,438	700,438	0
385,073	385,073	0
137,205	137,205	0
316,355	316,355	0
354,976	354,976	0
11,606,779	11,606,779	0
26,598,842	26,598,842	0
113,630	113,630	0
113,630	113,630	0
33,452,200	33,452,200	0
33,452,200	33,452,200	0
11,344,376	11,344,376	0
855,456	855,456	0
396,904	396,904	0
11,802,928	11,802,928	0
9,581,412	9,581,412	0
170,188	170,188	0
9,411,224	9,411,224	0
10,916,951	10,916,951	0
20,257,175	20,257,175	0
58,528,898	58,528,898	0