

TRADEMARK ASSIGNMENT

Electronic Version v1.1
 Stylesheet Version v1.1

SUBMISSION TYPE:	NEW ASSIGNMENT
------------------	----------------

NATURE OF CONVEYANCE:	CHANGE OF NAME
-----------------------	----------------

CONVEYING PARTY DATA			
Name	Formerly	Execution Date	Entity Type
Sigma Instruments Inc.		10/20/2004	CORPORATION: MASSACHUSETTS

RECEIVING PARTY DATA	
Name:	Joslyn Hi-Voltage
Street Address:	4000 E. 116th St.
City:	Cleveland
State/Country:	OHIO
Postal Code:	44105
Entity Type:	LTD LIAB JT ST CO: OHIO

PROPERTY NUMBERS Total: 1		
Property Type	Number	Word Mark
Registration Number:	0779782	POWERFLEX

CORRESPONDENCE DATA	
Fax Number:	(216)341-3615
<i>Correspondence will be sent via US Mail when the fax attempt is unsuccessful.</i>	
Phone:	216-271-6600
Email:	info@joslynhv.com
Correspondent Name:	Joslyn Hi-Voltage
Address Line 1:	4000 E. 16th St.
Address Line 4:	Cleveland, OHIO 44105

NAME OF SUBMITTER:	Patty Kozlow
--------------------	--------------


Total Attachments: 2 source=Powerflex1#page1.tif source=Powerflex2#page1.tif
--

OP \$40.00 0779782

FISHER PIERCE


SERIES 2695D

POWERFLEX[®] **VHF Radio Capacitor Control Switch**



Magnetically Latching Switch

Momentary Pulsed Switch



2635A/R Code Generator

The Fisher Pierce Series 2695D Microprocessor-based Digital VHF Radio Capacitor Switch is designed for one-way control of distribution switch-type capacitor banks. The Series 2695D switch is available in two output relay types — magnetically latching or momentary pulsed. The output relay is used to switch line voltage (120 Vac) to the open and close input control circuit of the capacitor bank. The switch is designed to operate both motor and solenoid type switched banks. The switch can be operated from existing radio based capacitor control systems or from the Fisher Pierce Model 2635 Code Generator. Additional applications include multiple or series lighting as well as traffic control signals.

Radio Switch Standard Features

- Microprocessor-based design.
- Standard protocols available:
 - 11 bit digital (Fisher Pierce)
 - Golay 2312D (Motorola)
 - REMS 100, 101, 102 (G.E.)
- Highly sensitive FM receiver.
- Independent hardware watchdog timer.
- Self-test on power up.
- DIP switch selectable addressing.
- Field selectable close inhibit timer.
- Electromechanic and/or nonvolatile counter.
- External or internal antenna.
- LED indication of trip, close and receiver test.
- Local operation switch for trip and close.
- Local radio disable switch.
- In line load protection fuse.

The Fisher Pierce Model 2635A/R Code Generator is used to generate digital encoded messages and control VHF transmitter(s). The code generator can be preprogrammed for simple operation from external devices such as relays or panel switches or can operate from a P.C. via a standard serial communication port.

Code Generator Features

- Compatible with Fisher Pierce 11 bit digital protocol.
- Stores up to 512 digital command messages.
- Monitors up to 5 input alarms.
- Controls up to 5 output control lines.
- Speaker with volume control.
- Code generator status LEDs.

TRADEMARK

REEL: 002958 FRAME: 0673

POWERFLEX® *Neutral Current Relay*

- Field adjustable trip and alarm set point.
- Field adjustable trip and alarm time delay.
- External flashing trip lamp.
- MOV surge protected.
- Remote alarm contact.

The Fisher Pierce Neutral Current relay monitors the capacitor bank neutral current. When the neutral current signal exceeds the trip point, the bank will be tripped off line (close lockout) and remain off until it is manually reset. A flashing red lamp, located on the bottom surface of the enclosure, will alert utility personnel to a close lockout condition. A momentary (alarm) contact is available for remote signaling of a failing capacitor bank.


The Series 1527 Neutral Current Relay may be used at switched or nonswitched capacitor sites. When used in conjunction with a switching control's CLOSE output,

the neutral current control will protect the capacitor bank from an eruption caused by failing packs within a capacitor can. The neutral current signal can be monitored by any of the following:

- Fisher Pierce Series 1301 line-post sensor.
- Fisher Pierce Series AT929 sensor.
- 5A current transformer.
- 20 Vac voltage transformer in series with the neutral conductor.
- 15 volt ampere potential device (3Ø Delta)

The Fisher Pierce current sensors can be installed without cutting or splicing the neutral conductor.

Available as a wall or pole mounted unit, the Fisher Pierce Neutral Current Relay is housed in a weatherproof, UV resistant, molded, structural foam enclosure. Easily accessed panel controls have Trip, Alarm and Time Delay adjustments.



Series AT929 Current Sensor