

TRADEMARK ASSIGNMENT

Electronic Version v1.1
 Stylesheet Version v1.1

SUBMISSION TYPE:	NEW ASSIGNMENT
NATURE OF CONVEYANCE:	ASSIGNS THE ENTIRE INTEREST AND THE GOODWILL

CONVEYING PARTY DATA

Name	Formerly	Execution Date	Entity Type
Xillix Technologies Corp.		05/02/2007	CORPORATION:

RECEIVING PARTY DATA

Name:	Novadaq Technologies Inc.
Street Address:	2585 Skymark Avenue
Internal Address:	Suite 306
City:	Mississauga, Ontario
State/Country:	CANADA
Postal Code:	L4W 4L5
Entity Type:	CORPORATION:

PROPERTY NUMBERS Total: 6

Property Type	Number	Word Mark
Serial Number:	78290390	DISCOVER LIFE
Serial Number:	78282023	FIRST IN FLUORESCENCE ENDOSCOPY
Serial Number:	78282016	SEEING CANCER IN A NEW LIGHT
Serial Number:	78940324	LIFE LUMINUS
Registration Number:	3069009	ONCO-LIFE
Registration Number:	1755106	XILLIX

CORRESPONDENCE DATA

Fax Number: (617)367-4656
Correspondence will be sent via US Mail when the fax attempt is unsuccessful.
 Phone: 617-367-4600
 Email: bstrasnick@rjholaw.com
 Correspondent Name: Inna S. Landsman
 Address Line 1: Rissman Jobse Hendricks & Oliverio
 Address Line 2: One State Street, Suite 800

CH \$165.00 78290390

Address Line 4: Boston, MASSACHUSETTS 02109

ATTORNEY DOCKET NUMBER:

N001/9011

DOMESTIC REPRESENTATIVE

Name:

Address Line 1:

Address Line 2:

Address Line 3:

Address Line 4:

NAME OF SUBMITTER:

Inna S. Landsman

Signature:

/isl/

Date:

05/18/2007

Total Attachments: 9

source=AssignmentXillixtoNovadaq#page1.tif

source=AssignmentXillixtoNovadaq#page2.tif

source=AssignmentXillixtoNovadaq#page3.tif

source=AssignmentXillixtoNovadaq#page4.tif

source=AssignmentXillixtoNovadaq#page5.tif

source=AssignmentXillixtoNovadaq#page6.tif

source=AssignmentXillixtoNovadaq#page7.tif

source=AssignmentXillixtoNovadaq#page8.tif

source=AssignmentXillixtoNovadaq#page9.tif

ASSIGNMENT OF INTELLECTUAL PROPERTY

WHEREAS, Xillix Technologies Corp., a Canadian corporation having a principal place of business at #100- 13775 Commerce Parkway, Richmond, British Columbia, BC, V6V 2V4, CANADA (and which, together with its successors and assigns, is hereinafter called ASSIGNOR) is the owner by assignment of the following patents, patent applications, trademark registrations, trademark applications, service marks, and service mark registrations that are listed in Tables 1 and 2 (collectively referred to as INTELLECTUAL PROPERTY):

Table 1: Patents and Patent Applications

Christensen O'Connor Johnson Kindness PLLC Reference Number	Title / Alternate Title	Country / Patent Office / Treaty	Serial No. or Patent No.	Date Filed / Number
XILL-1-09352	Endoscopic imaging system for diseased tissue	US	US 5,769,792 I: June 23, 1998	April 15, 1996 08/632,018
XILL-1-10696	Endoscopic imaging system for diseased tissue	Germany	DE 692 12 382 C0 I: Aug. 29, 1996	May 5, 1992 92850098.2
XILL-1-24124 or F1-03672A3Q	Endoscopic imaging system for diseased tissue	Japan	JP 3823096 I: June 30, 2006	May 8, 1992 (May 7, 2003) JP 2003-129568
XILL-1-19189 or F1-02672B51	Endoscopic imaging system for diseased tissue	Japan	JP 3810337 I: June 2, 2006	May 8, 1992 JP 2002-131033 (May 2, 2002 actual)
XILL-1-10695	Endoscopic imaging system for diseased tissue	France	FR 0 512 965 I: July 24, 1996	May 5, 1992 92850098.2
XILL-1-10698	Endoscopic imaging system for diseased tissue	Italy	IT 0 512 965 I: July 24, 1996	May 5, 1992 92850098.2
XILL-1-09363 or F1-00672F19	Endoscopic imaging system for diseased tissue	Japan	JP 3317409 I: June 14, 2002	May 8, 1992 JP 04-116401 (1992)
XILL-1-08546	Endoscopic imaging system for diseased tissue	FR; IT; DE; GB	EP 0512965B1 I: July 24, 1996	92850098.2 May 5, 1992
XILL-1-10697	Endoscopic imaging system for diseased tissue	UK	GB 0 512 965 I: July 24, 1996	May 5, 1992 92850098.2
XILL-1-08392	Endoscopic imaging system for diseased tissue	US	US 5,507,287 I: April 16, 1996	April 27, 1995 08/428,494
XILL-1-09362	Endoscopic imaging system for diseased tissue	Canada	CA 2,042,075 Jan. 23, 2001	May 8, 1991
XILL-1-07522	A system and method for imaging diseased tissue using integrated autofluorescence	US	US 5,590,660 I: Jan. 7, 1997	March 28, 1994 08/218,662
XILL-1-15468	Apparatus and method for imaging diseased tissue using integrated autofluorescence	Germany	DE 695 18 915 C0 I: Oct. 26, 2000	Mar. 24, 1995 95912989.1
XILL-1-16198 or F1-00672S73	Apparatus and method for imaging diseased tissue using integrated autofluorescence	Japan	3694667 I: July 1, 2005	March 24, 1995 JP 2001-353886
XILL-1-22231 or F1-04672105	Apparatus and method for imaging diseased tissue using integrated autofluorescence	Japan		March 24, 1995 JP 2004-19085
XILL-1-09785	Apparatus and method for imaging diseased tissue using integrated autofluorescence	FR; IT; DE; GB	EP 0752825B1 I: Sept. 20, 2000	Mar. 24, 1995 95912989.1



 (Assignor initials)  (Assignee initials)

Table 1 (Continued)				
Christensen O'Connor Johnson Kindness PLLC Reference Number	Title / Alternate Title	Country / Patent Office / Treaty	Serial No. or Patent No.	Date Filed / Number
XILL-1-15467	Apparatus and method for imaging diseased tissue using integrated autofluorescence	France	FR 0752825 I: Sept. 20, 2000	Mar. 24, 1995 95912989.1
XILL-1-15469	Apparatus and method for imaging diseased tissue using integrated autofluorescence	Italy	IT 0 752 825 I: Sept. 20, 2000	Mar. 24, 1995 95912989.1
XILL-1-09786 or F1-00672F20	Apparatus and method for imaging diseased tissue using integrated autofluorescence	Japan	JP 3683271 I: June 3, 2005	Mar. 24, 1995 JP 07-525317 (Application)
XILL-1-15470	Apparatus and method for imaging diseased tissue using integrated autofluorescence	UK	EP 0752825 GB 0752825R4 I: Sept. 20, 2000	Mar. 24, 1995 95912989.1
XILL-1-23092	Endoscope having an integrated CCD sensor / Apparatus and method for imaging diseased tissue using integrated autofluorescence	FR; DE; GB	EP 1472972B1 I: Oct. 11, 2006	March 24, 1995 04018813.8
XILL-1-27905	Endoscope having an integrated CCD sensor / Apparatus and method for imaging diseased tissue using integrated autofluorescence	Germany	EP 1472972B1 I: Oct. 11, 2006	March 24, 1995 04018813.8
XILL-1-25065	Endoscope having an integrated CCD sensor	Germany	DE 69534388C0 I: Aug. 17, 2005	Mar. 24, 1995 99103430.7
XILL-1-13645	Endoscope having an integrated CCD sensor / Apparatus for imaging diseased tissue using integrated autofluorescence	FR; IT; DE; GB	EP 0 920 831B1 I: Aug. 17, 2005	March 24, 1995 99103430.7
XILL-1-27904	Endoscope having an integrated CCD sensor / Apparatus for imaging diseased tissue using integrated autofluorescence	FR	EP 1472972B1 I: Oct. 11, 2006	March 24, 1995 04018813.8
XILL-1-25064	Endoscope having an integrated CCD sensor	France	FR 0 920 831B1 I: Aug. 17, 2005	Mar. 24, 1995 99103430.7
XILL-1-27908	Endoscope having an integrated CCD sensor / Apparatus and method for imaging diseased tissue using integrated autofluorescence	GB	EP 1472972B1 I: Oct. 11, 2006	March 24, 1995 04018813.8



 (Assignor initials)  (Assignee initials)

Table 1 (Continued)				
Christensen O'Connor Johnson Kindness PLLC Reference Number	Title / Alternate Title	Country / Patent Office / Treaty	Serial No. or Patent No.	Date Filed / Number
XILL-1-25067	Endoscope having an integrated CCD sensor / Apparatus and method for imaging diseased tissue using integrated autofluorescence	GB	GB 0 920 831B1 I: Aug. 17, 2005	Mar. 24, 1995 99103430.7
XILL-1-25066	Endoscope having an integrated CCD sensor / Apparatus and method for imaging diseased tissue using integrated autofluorescence	Italy	IT 0 920 831B1 I: Aug. 17, 2005	Mar. 24, 1995 99103430.7
XILL-1-09771	Endoscope having an integrated CCD sensor	US	US 5,827,190 I: Oct. 27, 1998	Aug. 19, 1996 08/699,607
XILL-1-21246	Imaging system for detecting diseased tissue using native fluorescence in the gastrointestinal and respiratory tract	Germany	DE 69725361C0 EP 0792818B1 I: Oct. 8, 2003 (November 13, 2003)	Jan. 31, 1997 97300654.7
XILL-1-20721	Imaging system for detecting diseased tissue using native fluorescence in the gastrointestinal and respiratory tract	Europe	Abandoned	Jan. 31, 1997 03010552.2
XILL-1-10334	Imaging system for detecting diseased tissue using native fluorescence in the gastrointestinal and respiratory tract	FR; IT; DE; GB	EP 0792818B1 I: Oct. 8, 2003	Jan. 31, 1997 97300654.7
XILL-1-21245	Imaging system for detecting diseased tissue using native fluorescence in the gastrointestinal and respiratory tract	France	FR 0792818 I: Oct. 8, 2003	Jan. 31, 1997 97300654.7
XILL-1-21247	Imaging system for detecting diseased tissue using native fluorescence in the gastrointestinal and respiratory tract	Italy	IT 0792818 I: Oct. 8, 2003 Abandoned	Jan. 31, 1997 97300654.7
XILL-1-10335 or F1-00672F21	Imaging system for detecting diseased tissue using native fluorescence in the gastrointestinal and respiratory tract	Japan	JP 3022377 I: Jan. 14, 2000	Feb. 28, 1997 JP 09-046303 (1997)
XILL-1-21248	Imaging system for detecting diseased tissue using native fluorescence in the gastrointestinal and respiratory tract	United Kingdom	GB 0792818 I: Oct. 8, 2003	Jan. 31, 1997 97300654.7
XILL-1-08737	Imaging system for detecting diseased tissue using native fluorescence in the gastrointestinal and respiratory tract	US	US 5,647,368 I: July 15, 1997	Feb. 28, 1996 08/608,185
XILL-1-09294	Diagnosis by means of fluorescent light emission from tissue	US	US 5,115,137 I: May 19, 1992	Feb. 21, 1990 598,716
XILL-1-09327	Improvements in diagnosis by means of fluorescent light emission from tissue	Canada	CA 2,027,561 I: Feb. 20, 2001	



 (Assignor initials)  (Assignee initials)

Table 1 (Continued)				
Christensen O'Connor Johnson Kindness PLLC Reference Number	Title / Alternate Title	Country / Patent Office / Treaty	Serial No. or Patent No.	Date Filed / Number
XILL-1-09328	Improvements in diagnosis by means of fluorescent light emission from tissue	Germany	DE 69015916 I: Feb. 23, 1995	Feb. 21, 1990 90903982.8
XILL-1-21316 or F1-03672AHH	Improvements in diagnosis by means of fluorescent light emission from tissue / Method for measuring tissue characteristics of fluorescence	Japan	JP 3773921 I: Feb. 24, 2006	Feb. 21, 1990 JP 2003-177376
XILL-1-10358	Improvements in diagnosis by means of fluorescent light emission from tissue	France	FR 0 411 104 I: Jan. 11, 1995	Feb. 21, 1990 90903982.8
XILL-1-10359	Improvements in diagnosis by means of fluorescent light emission from tissue	Italy	IT 0 411 104 I: Jan. 11, 1995	Feb. 21, 1990 90903982.8
XILL-1-09329 or F1-00672F17	Improvements in diagnosis by means of fluorescent light emission from tissue / Diagnostics	Japan	JP 3187416 I: May 11, 2001	Feb. 21, 1990 JP 02-504293 (1990)
XILL-1-10363	Improvements in diagnosis by means of fluorescent light emission from tissue	UK	GB 0 411 104 I: Jan. 11, 1995	Feb. 21, 1990 90903982.8
XILL-1-19565	Improvements in diagnosis by means of fluorescent light emission from tissue / An apparatus for measuring properties of tissue by using fluorescent light	Japan	JP 3497854 I: Nov. 28, 2003	Feb. 21, 1990 2002-222126
XILL-1-25867	Imaging system with automatic gain control for reflectance and fluorescence endoscopy	Germany	DE 69926120.1 I: July 13, 2005	Apr. 9, 1999 99916553.3
XILL-1-16248	Imaging system with automatic gain control for reflectance and fluorescence endoscopy	FR; IT; DE; GB	EP 1073365B1 I: July 13, 2005	Apr. 9, 1999 99916553.3
XILL-1-25866	Imaging system with automatic gain control for reflectance and fluorescence endoscopy	France	EP 1073365B1 I: July 13, 2005	Apr. 9, 1999 99916553.3
XILL-1-25868	Imaging system with automatic gain control for reflectance and fluorescence endoscopy	Italy	EP 1073365B1 I: July 13, 2005	Apr. 9, 1999 99916553.3
XILL-1-25869	Imaging system with automatic gain control for reflectance and fluorescence endoscopy	GB	EP 1073365B1 I: July 13, 2005	Apr. 9, 1999 99916553.3
XILL-1-10864	Imaging system with automatic gain control for reflectance and fluorescence endoscopy	US	US 6,462,770B1 I: Oct. 8, 2002	Apr. 20, 1998 09/064,667
XILL-1-17728	Compact Fluorescence Endoscopy Video System	US	US 6,821,245B2 I: Nov. 23, 2004	July 13, 2001 09/905,642 US 2002-035330A1
XILL-1-27701	Compact Fluorescence Endoscopy Video System	DE	EP 1301118B1 I: Sept. 6, 2006	July 13, 2001 01952737.3



 (Assignor initials)  (Assignee initials)

Table 1 (Continued)				
Christensen O'Connor Johnson Kindness PLLC Reference Number	Title // Alternate Title	Country / Patent Office / Treaty	Serial No. or Patent No.	Date Filed / Number
XILL-1-23334	Compact Fluorescence Endoscopy Video System	US		July 26, 2004 10/899,648
XILL-1-25447	Compact Fluorescence Endoscopy Video System	Europe		7/13/2001 06018475.1 EP1731087A2
XILL-1-20348	Compact Fluorescence Endoscopy Video System	FR; DE; GB	EP 1301118B1 l: Sept. 6, 2006	July 13, 2001 01952737.3
XILL-1-27700	Compact Fluorescence Endoscopy Video System	FR	FR 1301118B1 l: Sept. 6, 2006	July 13, 2001 01952737.3
XILL-1-20347 or F1-03672015	Compact Fluorescence Endoscopy Video System	Japan		July 13, 2001 JP 2002-513333 PCT/US01/22198
XILL-1-24362 or F1-04672ARV	Compact Fluorescence Endoscopy Video System	Japan		July 13, 2001 (August 13, 2004) JP 2004-236194
XILL-1-27702	Compact Fluorescence Endoscopy Video System	GB	GB 1301118B1 l: Sept. 6, 2006	July 13, 2001 01952737.3
XILL-1-23221	Portable system for detecting skin abnormalities	Germany	DE 60014702 l: Oct. 6, 2004	Dec. 14, 2000 986421.6
XILL-1-19015	Portable system for detecting skin abnormalities	FR; IT; DE; GB	EP 1239771B1 l: Oct. 6, 2004	Dec. 14, 2000 00986421.6
XILL-1-23220	Portable system for detecting skin abnormalities	France	FR 1239771B1 l: Oct. 6, 2004	Dec. 14, 2000 986421.6
XILL-1-23222	Portable system for detecting skin abnormalities	Italy	IT 1239771B1 l: Oct. 6, 2004	Dec. 14, 2000 986421.6
XILL-1-19016	Portable system for detecting skin abnormalities	Japan		Dec. 14, 2000 JP2001-546299 (Actual Jun 11, 2002)
XILL-1-23223	Portable system for detecting skin abnormalities	UK	GB 1239771B1 l: Oct. 6, 2004	Dec. 14, 2000 986421.6
XILL-1-10865	Portable system for detecting skin abnormalities based on characteristic autofluorescence	US	US 6,603,552B1 l: Aug. 5, 2003	Dec. 22, 1999 US 09/469,562
XILL-1-24459	Fluorescence endoscopy video systems with no moving parts in the camera	Europe		Jan. 13, 2003 (Dec. 14, 2004) 04078385.4
XILL-1-23189	Fluorescence endoscopy video systems with no moving parts in the camera	Japan		Jan. 13, 2003 JP 2003-559330
XILL-1-20420	Fluorescence endoscopy video systems with no moving parts in the camera	PCT		Jan. 13, 2003 PCT/IB03/00806

 (Assignor initials) (Assignee initials)

Table 1 (Continued)				
Christensen O'Connor Johnson Kindness PLLC Reference Number	Title / Alternate Title	Country / Patent Office / Treaty	Serial No. or Patent No.	Date Filed / Number
XILL-1-23188	Fluorescence endoscopy video systems with no moving parts in the camera	Europe		Jan. 13, 2003 03729535.9
XILL-1-18505	Fluorescence endoscopy video systems with no moving parts in the camera	US	US 6,899,675B2 I: May 31, 2005	Jan. 15, 2002 US 10/050,601
XILL-1-24075	Fluorescence endoscopy video systems with no moving parts in the camera	US		Dec. 10, 2004 11/009,965
XILL-1-23923	Fluorescence endoscopy video systems with no moving parts in the camera	US		Dec. 10, 2004 11/009,398
XILL-1-24097	Improved cameras	US		Jan. 23, 2007 11/626,308
XILL-1-28172	Device for short wavelength visible reflectance endoscopy using broadband illumination	PCT		Oct. 11, 2006 PCT/CA2006/001658
XILL-1-27968	Device for short wavelength visible reflectance endoscopy using broadband illumination and image processing techniques	US		Oct. 10, 2006 11/546,013
XILL-1-26557	Device for short wavelength visible reflectance endoscopy using broadband illumination and image processing techniques	US		Oct. 17, 2005 60/727,479
XILL-1-27443	Filter for use with imaging endoscopes	PCT		PCT/CA2006/000669 (WO 2006/116847) April 27, 2006
XILL-1-25006 or F8-05G23B5H/TO78	Filter for use with imaging endoscopes	US		May 4, 2005 11/122,267
XILL-1-27419	Filter for use with imaging endoscopes	US		April 26, 2006 11/412,715
XILL-1-27825	Applicator and system for deposition and removal of an optical filter on an endoscope objective	US		July 28, 2006 60/833,897
XILL-1-28768	Imaging system with a single color image sensor for simultaneous fluorescence and color video endoscopy	US		Dec. 22, 2006 60/876,597
XILL-1-29005	Illumination with LEDs for White Light and Fluorescence Endoscopy	US		Mar. 27, 2007 60/908,373



 (Assignor initials)  (Assignee initials)

Table 2: Trademarks, Trademark applications, Trademark registrations, Service marks, service mark applications and service mark registrations

Christensen O'Connor Johnson Kindness PLLC Reference Number	Mark	Country / Office	Registration Number or Serial Number	Date Filed / Number
XILL-2-30403	Discover Life	Europe	3581411 I: July 22, 2005	December 12, 2003 Application. 3,581,411
XILL-2-30404	Discover Life	Japan	4829122 I: Dec. 12, 2003 (Dec. 24, 2004)	Dec. 12, 2003 110905/2003
XILL-2-29954	Discover Life	US		August 21, 2003 78/290,390
XILL-2-29839	First in Fluorescence Endoscopy	US		August 1, 2003 78/282,023
XILL-2-34318	LIFE Luminus	US		78/940,324
XILL-2-29838	Onco-LIFE	US	3,069,009 I: March 14, 2006	August 1, 2003 78/282,000
XILL-2-30508	Onco-LIFE	Japan	4829125 I: Dec. 24, 2004	Jan. 13, 2004 2004/2014
XILL-2-30344	Onco-LIFE	Europe	3549383 I: Sept. 29, 2005	November 20, 2003 3549383
XILL-2-30349	Seeing Cancer in a New Light	Japan	4840152 I: Feb. 18, 2005	Nov. 21, 2003 2003/103780
XILL-2-30348	Seeing Cancer in a New Light	Europe	3549177 I: Oct. 31, 2005	Nov. 20, 2003 Application. 3549177
XILL-2-29840	Seeing Cancer in a New Light	US		August 1, 2003 78/282,016
XILL-2-33168	Xillix first in fluorescence endoscopy	Japan	5013012 I: Dec. 22, 2006	Dec. 8, 2005 114916/2005
XILL-2-33229	Xillix first in fluorescence endoscopy	Europe		Dec 28/05 4829867
XILL-2-29144	Xillix first in fluorescence endoscopy	US	Abandoned	Jan 31, 2003 78/209,607
XILL-2-30603	Xillix	Europe	3664811 I: Sept. 29, 2005	February 16, 2004 Application 3664811
XILL-2-12561	Xillix	US	1,755,106 I: Mar. 2, 1993	April 23, 1991 74/160,031
XILL-2-16835	Xillix	Canada	397,160 I: Apr. 10, 1992	April 22, 1991 680,429
XILL-2-12264	Xillix	Germany	2092546 I: Mar. 13, 1995	June 8, 1994 X 744/9 Wz
XILL-2-12266	Xillix	UK	1574438 I: Oct. 24, 1997	June 7, 1994 1574438
XILL-2-12263	Xillix	France	94523909 I: Feb. 10, 1995	June 9, 1994 94/523909





 (Assignor initials)  (Assignee initials)

Table 2 (Continued)				
Christensen O'Connor Johnson Kindness PLLC Reference Number	Mark	Country / Office	Registration Number or Serial Number	Date Filed / Number
XILL-2-13990	Xillix	Japan	4009359 I: June 6, 1997	Aug. 25, 1995 1995-87855
XILL-2-12265	Xillix	Japan	3371192 I: Feb. 26, 1999	June 20, 1994 1994-60030

and, WHEREAS, NOVADAQ TECHNOLOGIES INC., a Canadian corporation having an address at 2585 Skymark Avenue, Suite 306 Mississauga, Ontario, Canada L4W 4L5, CANADA (which together with its successors and assigns is hereinafter called ASSIGNEE) is desirous of acquiring the entire right, title, and interest in and to the INTELLECTUAL PROPERTY;

NOW, THEREFORE, for sufficient, good, and valuable consideration, the receipt of which is hereby acknowledged, ASSIGNOR hereby sells, assigns and transfers unto ASSIGNEE said INTELLECTUAL PROPERTY to be held and enjoyed by ASSIGNEE as entirely as the same would have been held and enjoyed by ASSIGNOR had this sale, assignment, and transfer not been made. ASSIGNOR without reservation:


- (a) hereby sells, assigns, and transfers unto ASSIGNEE the entire right, title and interest in and to said patents and patent applications, including inventions and discoveries disclosed therein, and any and all other applications for patent on said inventions and discoveries in whatsoever countries, including all divisional, renewal, substitute, continuation, Convention and non-Convention applications based in whole or in part upon said inventions or discoveries, or upon said applications, and any and all patents, reissues, reexaminations, and extensions of patents granted for said inventions and discoveries or upon said applications, and every priority right that is or may be predicated upon or arise from said inventions, said discoveries, said applications and said patents;
- (b) hereby authorizes Assignee to file patent applications in any or all countries on any or all of said inventions and discoveries in the name of Assignee or otherwise as Assignee may deem advisable, under the International Convention or otherwise; and hereby authorizes Assignee to file patent applications in any or all countries on any or all of said inventions and discoveries in the name of Assignee or otherwise as Assignee may deem advisable, under the International Convention or otherwise;
- (c) hereby grants the Assignee the right to sue an infringer for a past infringement of said INTELLECTUAL PROPERTY;
- (d) hereby sells, assigns, and transfers unto ASSIGNEE the goodwill of the business symbolized by each of the trademarks and service marks contained in the INTELLECTUAL PROPERTY;
- (e) hereby sells, assigns, and transfers unto ASSIGNEE the entire right, title and interest in and to said trademarks, trademark applications, trademark registrations, service marks, service mark applications, and service mark registrations, and any and all other applications for trademark or service mark registration on said trademarks and service marks in whatsoever countries, including all Convention and non-Convention applications based in whole or in part upon said INTELLECTUAL PROPERTY, and every priority right that is or may be predicated upon or arise from said INTELLECTUAL PROPERTY; and
- (f) hereby authorizes Assignee to file trademark or service mark applications in any or all countries, on any or all of said trademarks or service marks, in the name of Assignee or otherwise as Assignee may deem advisable, under any convention or otherwise; and hereby authorizes Assignee to file trademark or service mark applications in any or all countries on any or all of said trademarks or service marks in the name of Assignee or otherwise as Assignee may deem advisable, under any convention or otherwise.


 (Assignor initials)  (Assignee initials)

ASSIGNOR hereby further agrees and promises to cooperate and execute all instruments and render all such assistance as ASSIGNEE may request in order to prosecute or enforce said INTELLECTUAL PROPERTY, and to confirm in ASSIGNEE legal title to said INTELLECTUAL PROPERTY, all without charge to ASSIGNEE but at no expense to ASSIGNOR.


Executed at Vancouver (city), Canada, this 2 day of May 2007

Xillix Technologies Corp. (ASSIGNOR)
(by its court-appointed Interim Receiver,
PriceWaterhouseCoopers)


Name: Michael J. Vermette
Title: Senior Vice President




Witness (Notary)

Novadaq Technologies Inc. (ASSIGNEE)


Name: ~~Arun Menawat~~
Title: CEO & President

Karni Hamilton ^{NRH}
Vice President, Corporate
Development

GARY R. SOLLIS
Barrister & Solicitor
FRASER MILNER CASGRAIN LLP
1500 - 1040 West Georgia Street
Vancouver, B.C. V6E 4H8
Telephone (604) 687-4460

 (Assignor initials)  (Assignee initials)