

TRADEMARK ASSIGNMENT

Electronic Version v1.1
 Stylesheet Version v1.1

SUBMISSION TYPE:	NEW ASSIGNMENT		
NATURE OF CONVEYANCE:	Intellectual Property Security Agreement		
CONVEYING PARTY DATA			
Name	Formerly	Execution Date	Entity Type
Advanced Medical Optics, Inc.		04/02/2007	CORPORATION: DELAWARE

RECEIVING PARTY DATA	
Name:	Bank of America, N.A., as Administrative Agent
Street Address:	101 N. Tryon Street
Internal Address:	Mail Code NC1-001-15-02
City:	Charlotte
State/Country:	NORTH CAROLINA
Postal Code:	28255
Entity Type:	National Banking Association:

PROPERTY NUMBERS Total: 64

Property Type	Number	Word Mark
Registration Number:	2949518	ADVANCED MEDICAL OPTICS
Registration Number:	3029980	AMO
Registration Number:	1688907	AMO
Registration Number:	2351723	AMO
Registration Number:	3169287	AMO
Registration Number:	2863586	AMO ADVANCED MEDICAL OPTICS
Registration Number:	1839921	AMO PRESTIGE
Registration Number:	1854093	AMO PRESTIGE
Registration Number:	1670788	ARRAY
Registration Number:	2250369	
Registration Number:	1751151	BAERVELDT
Registration Number:	1613501	BLINK-N-CLEAN
Registration Number:	2106704	CLARIFLEX

OP \$1615.00 2949518

Registration Number:	2880224	COEASE
Registration Number:	1848047	COMPLETE
Registration Number:	1881148	
Registration Number:	3216207	COMPLETE MOISTUREPLUS
Registration Number:	3231260	COMPLETE REVITALIZE
Registration Number:	2112671	DIPLOMAX
Registration Number:	2154004	DURALENS
Registration Number:	1316522	ENDOSOL
Registration Number:	1469580	EXTENDED WEAR LENS CARE
Registration Number:	2924300	GOES IN, GOES ON, GOES ALL DAY
Registration Number:	2840343	IMPROVING LENS CARE...ENHANCING LENS WEAR
Registration Number:	2365255	LAMINAR
Registration Number:	1485929	LENS-WET
Registration Number:	2112746	MAXPAK
Registration Number:	1453099	OMS
Registration Number:	1478138	OPTICAL MICRO SYSTEMS
Registration Number:	2194222	PHACOFIT
Registration Number:	1582202	RESOLVE/GP
Registration Number:	2371475	SENSAR
Registration Number:	2149434	SI40NB
Registration Number:	2341753	SOVEREIGN
Registration Number:	2379111	SOVEREIGN
Registration Number:	2987452	STABLEYES
Registration Number:	3075504	STABLEYES CAPSULAR TENSION RING
Registration Number:	1470526	STYLE KEEPER
Registration Number:	2744920	TECNIS
Registration Number:	1735598	ULTRACARE
Registration Number:	2870430	ULTRACARE
Registration Number:	1585267	ULTRAZYME
Registration Number:	2192682	UNFOLDER
Registration Number:	2944770	VERISYSE
Registration Number:	2089518	VISION SELECT
Registration Number:	1460574	VITRAX
Registration Number:	1650546	WET-N-SOAK PLUS
Registration Number:	2867692	WHITESTAR

Registration Number:	2774121	WHITE STAR
Serial Number:	78652593	ACTIVE MOISTURE FOR YOUR ACTIVE LIFE
Serial Number:	77113517	AMO
Serial Number:	78920200	AMO ITEC
Serial Number:	77168214	AMO UNIVERSITY
Serial Number:	78500809	BALANCED VIEW OPTICS
Serial Number:	78645591	BLINK
Serial Number:	78440677	BLINK CONTACTS
Serial Number:	78824375	BLINK GELTEARS
Serial Number:	78500804	DEFINING FUNCTIONAL VISION
Serial Number:	77059886	FUSION
Serial Number:	78788900	LIFESTYLE VISION
Serial Number:	78850358	OCUPURE
Serial Number:	78190691	VERIFLEX
Serial Number:	77059942	WHITESTAR SIGNATURE
Registration Number:	2463918	VISION FOR LIFE

CORRESPONDENCE DATA

Fax Number: (714)755-8290
Correspondence will be sent via US Mail when the fax attempt is unsuccessful.
Phone: 714-540-1235
Email: ipdocket@lw.com
Correspondent Name: Latham & Watkins LLP
Address Line 1: 650 Town Center Drive, Suite 2000
Address Line 4: Costa Mesa, CALIFORNIA 92626

ATTORNEY DOCKET NUMBER:	038266-0073
NAME OF SUBMITTER:	Anna T Kwan
Signature:	/Anna T Kwan/
Date:	06/29/2007

Total Attachments: 58
source=Intellectual Property Security Agreement#page1.tif
source=Intellectual Property Security Agreement#page2.tif
source=Intellectual Property Security Agreement#page3.tif
source=Intellectual Property Security Agreement#page4.tif
source=Intellectual Property Security Agreement#page5.tif
source=Intellectual Property Security Agreement#page6.tif
source=Intellectual Property Security Agreement#page7.tif
source=Intellectual Property Security Agreement#page8.tif

INTELLECTUAL PROPERTY SECURITY AGREEMENT

This INTELLECTUAL PROPERTY SECURITY AGREEMENT (as amended, amended and restated, supplemented or otherwise modified from time to time, the "IP Security Agreement") dated as of April 2, 2007, is made by the Persons listed on the signature pages hereof (collectively, the "Grantors") in favor of Bank of America, N.A. ("BofA"), as administrative agent (the "Administrative Agent") for the Secured Parties (as defined in the Credit Agreement referred to below).

WHEREAS, Advanced Medical Optics, Inc., a Delaware corporation and certain Guarantors from time to time party thereto have entered into that certain Credit Agreement dated as of April 2, 2007 (as amended, amended and restated, supplemented or otherwise modified from time to time, the "Credit Agreement") with the Lenders party thereto, UBS Securities LLC as syndication agent, Goldman Sachs Credit Partners L.P. as documentation agent, and BofA, as Administrative Agent for the Lenders, Swing Line Lender and L/C Issuer. Terms not defined herein have the meanings assigned to them in the Security Agreement, or if not therein, the Credit Agreement.

WHEREAS, as a condition precedent to the making of Loans and the issuance of Letters of Credit by the Lenders under the Credit Agreement, the entry into Secured Swap Contracts by the Swap Banks from time to time and the entry into Secured Treasury Management Contracts by the Treasury Management Banks from time to time, each Grantor has executed and delivered that certain Security Agreement dated as of April 2, 2007 made by the Grantors to the Administrative Agent (as amended, amended and restated, supplemented or otherwise modified from time to time, the "Security Agreement").

WHEREAS, under the terms of the Security Agreement, the Grantors have granted to the Administrative Agent, for the ratable benefit of the Secured Parties, a security interest in, among other property, certain intellectual property of the Grantors, and have agreed as a condition thereof to execute this IP Security Agreement for recording with the U.S. Patent and Trademark Office, the United States Copyright Office and other governmental authorities.

NOW, THEREFORE, for good and valuable consideration, the receipt and sufficiency of which are hereby acknowledged, each Grantor agrees as follows:

SECTION 1. Grant of Security. Each Grantor hereby grants to the Administrative Agent for the ratable benefit of the Secured Parties a security interest in all of such Grantor's right, title and interest in and to the following, whether now owned or owned as of the date hereof (as defined in the Credit Agreement) (collectively, the "Collateral"):

- (i) the patents and patent applications set forth in Schedule A hereto (the "Patents");
- (ii) the trademark and service mark registrations and applications set forth in Schedule B hereto (provided that no security interest shall be granted in United States intent to use trademark applications to the extent that, and solely during the period in which, the grant of a security interest therein would impair the validity or enforceability of such intent to use trademark applications under applicable federal law) together with the goodwill symbolized thereby (the "Trademarks");
- (iii) all copyrights, whether registered or unregistered, now owned or hereafter acquired by such Grantor, including, without limitation, the copyright registrations and applications and exclusive copyright licenses set forth in Schedule C hereto (the "Copyrights");
- (iv) all reissues, divisions, continuations, continuations in part, extensions, renewals and reexaminations of any of the foregoing and any amendments thereto, all rights in the foregoing provided by international treaties or conventions, all rights corresponding thereto throughout the world and all other rights of any kind whatsoever of such Grantor accruing thereunder or pertaining thereto;

(v) any and all claims for damages and injunctive relief for past, present and future infringement, dilution, misappropriation, violation, misuse or breach with respect to any of the foregoing, with the right, but not the obligation, to sue for and collect, or otherwise recover, such damages; and

(vi) any and all proceeds of, collateral for, income, royalties and other payments now or hereafter due and payable with respect to, and supporting obligations relating to, any and all of the Collateral of or arising from any of the foregoing.

SECTION 2. Security for Obligations. The grant of a security interest in, the Collateral by each Grantor under this IP Security Agreement secures the payment of the Secured Obligations.

SECTION 3. Recordation. Each Grantor authorizes and requests that the Register of Copyrights, the Commissioner for Patents and the Commissioner for Trademarks and any other applicable government officer record this IP Security Agreement.

SECTION 4. Execution in Counterparts. This IP Security Agreement may be executed in any number of counterparts, each of which when so executed shall be deemed to be an original and all of which taken together shall constitute one and the same agreement.

SECTION 5. Grants, Rights and Remedies. This IP Security Agreement has been entered into conjunction with the provisions of the Security Agreement. Each Grantor does hereby acknowledge and confirm that the grant of the security interest hereunder to, and the rights and remedies of, the Administrative Agent for the benefit of the Secured Parties with respect to the Collateral are more fully set forth in the Security Agreement, the terms and provisions of which are incorporated herein by reference as if fully set forth herein.

SECTION 6. Governing Law; Submission to Jurisdiction; Venue.

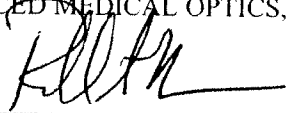
(a) THIS IP SECURITY AGREEMENT SHALL BE GOVERNED BY, AND CONSTRUED IN ACCORDANCE WITH, THE LAWS OF THE STATE OF NEW YORK APPLICABLE TO AGREEMENTS MADE AND TO BE PERFORMED ENTIRELY WITHIN SUCH STATE; PROVIDED THAT THE ADMINISTRATIVE AGENT AND EACH LENDER SHALL RETAIN ALL RIGHTS ARISING UNDER FEDERAL LAW.

(b) ANY LEGAL ACTION OR PROCEEDING WITH RESPECT TO THIS AGREEMENT OR ANY OTHER LOAN DOCUMENT SHALL BE BROUGHT IN THE COURTS OF THE STATE OF NEW YORK SITTING IN NEW YORK CITY OR OF THE UNITED STATES FOR THE SOUTHERN DISTRICT OF SUCH STATE, AND BY EXECUTION AND DELIVERY OF THIS AGREEMENT, EACH GRANTOR, THE ADMINISTRATIVE AGENT AND EACH LENDER CONSENTS, FOR ITSELF AND IN RESPECT OF ITS PROPERTY, TO THE EXCLUSIVE JURISDICTION OF THOSE COURTS. EACH OF THE PARTIES HERETO AGREES THAT A FINAL JUDGMENT IN ANY ACTION OR PROCEEDING IN THOSE COURTS SHALL BE CONCLUSIVE AND MAY BE ENFORCED IN OTHER JURISDICTIONS BY SUIT ON THE JUDGMENT OR IN ANY OTHER MANNER PROVIDED BY LAW. EACH GRANTOR, THE ADMINISTRATIVE AGENT AND EACH LENDER IRREVOCABLY WAIVES ANY OBJECTION, INCLUDING ANY OBJECTION TO THE LAYING OF VENUE OR BASED ON THE GROUNDS OF *FORUM NONCONVENIENS*, WHICH IT MAY NOW OR HEREAFTER HAVE TO THE BRINGING OF ANY ACTION OR PROCEEDING IN SUCH JURISDICTION IN RESPECT OF ANY LOAN DOCUMENT OR OTHER DOCUMENT RELATED THERETO. EACH GRANTOR, THE ADMINISTRATIVE AGENT AND EACH LENDER WAIVES PERSONAL SERVICE OF ANY SUMMONS, COMPLAINT OR OTHER PROCESS, WHICH MAY BE MADE BY ANY OTHER MEANS PERMITTED BY THE LAW OF SUCH STATE.


[remainder of page intentionally left blank]

IN WITNESS WHEREOF, each Grantor has caused this IP Security Agreement to be duly executed and delivered by its officer thereunto duly authorized as of the date first above written.


ADVANCED MEDICAL OPTICS, INC.

By: 
Name: Richard A. Meier
Title: Chief Operating Officer and Chief
Financial Officer

VISX, INCORPORATED
QUEST VISION TECHNOLOGY, INC.
WAVEFRONT SCIENCES, INC.
AMO USA, INC.
AMO HOLDINGS, INC.

By: 
Name: Richard A. Meier
Title: Vice President and Chief Financial
Officer

INTRALASE CORP.

By: 
Name: Richard A. Meier
Title: Vice President and Chief Financial
Officer


Address for Notices:

1700 E. St. Andrew Place
Santa Ana, CA 92705
Attn: Vince Scullin
Tel: (714) 247-8344
Fax: (714) 247-8681

email address:
vince.scullin@amo-inc.com

Accepted and agreed to as of the date first above written.

Bank of America, N.A.,
as Administrative Agent

By: 
Name: Angela Lau
Title: Assistant Vice President

SCHEDULE A

PATENTS

TRADEMARK

REEL: 003571 FRAME: 0680

AMO-Pending Patents

<u>Case Number</u>	<u>Application Number</u>	<u>Title</u>
27532/1	11/271,448	ETHOD F TRE TING C N TACT LENSES / OPHTHALMIC SOLUTION
27538/	10/299,038	M PURPO N A N CO P SI C UD G PROPYLENE GLYCOL OR GLYC RIN ULTI SE O T C T LE S CARE M O TIONS IN L IN E
27538/1	11/554,702	M L PURPO N A L EN ARE CO P SI I C U D IN G PROPYLENE GL C O R GL C Y L O U T I SE O T C T S O TONS IN L C U
27547/1	10/752,759	O TA LE S RE TTER C M OSI ME HOD '75 CO TACT LENS AND E R O C N N POS W F I N O P T O R AN S 9 CO TACT LENS AND E R O C ET T C M O S D TH O S D T N Y E D P W R O I AN ME T
27547/2	11/192,718	O L RE TTE OS I TH E OD '75 CO T C LENS AND R O N C NS P I O C P E T O N D M S 9 N A T E D O C E T T C S D HO AN M I O C O C D D D P W A R O M AN M I O TH DS '75 O T C LENS AN R O R O T E R N RE V F O D N S A E N A T Y E O W C E E I O N R P E I H D N D M C TO M D O
27547/3	11/193,540	D NET L M U S P T C N S C T E O R M O I T O M D O C E T T C S D HO AN M I O TH DS '75 O T C LENS AN R O W A R O M AN M I O TH DS '75 O T C LENS AN R O
27548/	60/438,843	R E O L E R TTE OS I TH E OD '75 CO T C LENS AND R O C A C E L N O M P S T O S W T H O T Y F S E D P R E I N D T H S R A L T O C N O M P S T O S W T H O T Y F S E D P R E I N D T H S P R N T T C N E I N N I N T H O T Y F S E D P R E I N D T H S
27552/	10/328,641	Q T L U Y N T I S O E G R I F U S AN RE O F I S G C S I M M R I F U S AN RE O S E L U S O M P T I O S E T H O D O F E AN P ON F L I Y N G C O S I R A N D O F E AN P ON
27553/	10/392,375	S E L U S O M P T I O S E T H O D O F E AN P ON F L I Y N G C O S I R A N D O F E AN P ON
27553/CIP1	10/802,153	S E L U S O M P T I O S E T H O D O F E AN P ON F L I Y N G C O S I R A N D O F E AN P ON
27553/CIP2	11/098,827	S E L U S O M P T I O S E T H O D O F E AN P ON F L I Y N G C O S I R A N D O F E AN P ON
27553/CIP3	11/418,486	S E L U S O M P T I O S E T H O D O F E AN P ON F L I Y N G C O S I R A N D O F E AN P ON
27553/CON1	11/417,891	S E L U S O M P T I O S E T H O D O F E AN P ON F L I Y N G C O S I R A N D O F E AN P ON
27570/	60/715,016	S E L U S O M P T I O S E T H O D O F E AN P ON F L I Y N G C O S I R A N D O F E AN P ON
27570/1	11/470,988	B R A I Y C P I O S T O F U P P T I N E L O U L F O N T E O S T O F U P P T I N I M O L O N T A E

TRADEMARK

<u>Case Number</u>	<u>Application Number</u>	<u>Title</u>
27570/A	60/715,926	I -M ODAL HYALURONATE
27583/	10/786,894	B LABLE UN Y IN TRAOCULAR LENS
27589/	11/609,422	F U JUM I SYN HESIS ETHO S D
27593/	10/280,918	O Y L Q ATERN T M
27593/1	10/634,498	P LAR T OC L L I P ANTHAVING A REFRACTIVE LIQUID THEREIN
27593/2	11/438,812	U IN RA U AR ENS L M A A CT EL IV LIQUID THEREIN
27596/1	11/482,257	C ULAR TRAOC LAR L I P ANTH VING A REFRA IV LIQUID THEREIN
17190/D5	10/738,561	APS AR L R M L TH
17222/5	10/853,863	C UL TRAOC A L SI P ANTH VING A REFRA IV LIQUID EREI
17222/6	11/560,328	IN ULIN U EN V A COMMODATIN C ILITIS
17222/7	11/560,333	APSA C LE MPLANT A E Y A
17249/2	10/690,203	CO INS AR NS H ENGO E R GAN S G AR M E
17261/CON2	10/245,920	I E RT AP M T O MA KIN O F HA UL FIC TION SYSTEM
17261/CON3	10/284,802	L HO QUES TU AN D H F E V E R T R O P C M S
17261/CON4	11/552,429	M S CR Y AM C W P D S Y O R O E I A
17291/cip2	11/456,521	U TIP I RE E ON U RA L I E E C F HA O U F I T I N Y TEM
17291/con1	11/329,276	MOL L C QURS Y G P D S E V E R Y O R E I A N S S

OSONANT CONVERTER TUNING FOR MAINTAINING SUBSTANTIAL CONSTANT
 R C HANDPIECE O UNDER N REA D LO D
 R A O P WER I C SE A
 H
 RES SURIZE FL W OFF D INT HEE US G PUMP NDP SSURE E SUREMENT SYSTEM
 P D O LU I O T
 T-FUNCTIONAL SE C INS TR E N R C ARAC T O AL
 I TFO
 M MM D RAOC L UM TH LO TED U N
 C O A IN T U AR NS I W E L I CUR E E P OSE
 M FURRO E E ED SIFI E N EED L I O CUR E E P OSE
 H A T O P U FICH CO L C O N E C P V D ULTI-U RP
 P M A O M E A N
 C N SI A E F E TI
 SO ICN L C N R
 U LTRA SEE D
 TH AN D AP E O ER A N INT RA CUL AR S EN E YE
 T V F R IN T T U L S O INT
 ME TH AN PARA S OR SER NG I O AR EN S AN
 A ODS D AP RA S F IN L I AN E TRA C M A TURE H OF
 ME OM O DAT G INTRA S U AR SEN A D M T OD U F AN HAL IC COM S I
 CC M IN RI S C H G E IN OPH M
 CE DINI L D A S AN AN TMI R B AL T
 LPYRI UM R H E AN AN TMI R B AL T
 TE T AM BER O C I MAN AL E S RA I N A
 S CH N F C U L E U L O C O AKIN
 F D LE I O L NS AN N M E F O M
 OL AB LE TRA L AR LE H O M MAKING
 D D LE IN TRA L A NS AND M OF TEM S
 B L AB AB E O AR RLE E S P L E S
 N Q E HAN D RAO N L O R E U S S G ARE
 F EN E IN C T U L AR L ER U CIN L G
 F Y D L E E G X I C O U I
 O ABL AN L I E I C RA C L AR F S
 L D E L F NT U
 O ABL AN G X D IN O RA AR N S
 F D L

<u>Case Number</u>	<u>Application Number</u>	<u>Title</u>
17360/1	11/282,280	OSONANT CONVERTER TUNING FOR MAINTAINING SUBSTANTIAL CONSTANT
17419/3	10/692,832	R C HANDPIECE O UNDER N REA D LO D
17420/1	10/958,971	R A O P WER I C SE A
17447/1	10/342,125	H
17475/cip2	11/416,950	RES SURIZE FL W OFF D INT HEE US G PUMP NDP SSURE E SUREMENT SYSTEM
17505/	10/138,545	P D O LU I O T
27523/	11/102,194	T-FUNCTIONAL SE C INS TR E N R C ARAC T O AL
27523/A	11/102,505	I TFO
27526/	10/314,069	M MM D RAOC L UM TH LO TED U N
27529/	10/820,486	C O A IN T U AR NS I W E L I CUR E E P OSE
27530/	10/290,700	M FURRO E E ED SIFI E N EED L I O CUR E E P OSE
27531/1	11/007,533	H A T O P U FICH CO L C O N E C P V D ULTI-U RP
27531/A	11/010,003	P M A O M E A N
27536/	11/241,586	C N SI A E F E TI
27537/1	11/078,105	SO ICN L C N R
27540/	10/394,906	U LTRA SEE D
27540/1	11/234,597	TH AN D AP E O ER A N INT RA CUL AR S EN E YE

Case Number

Application Number

Title

27541/2	11/322,068	M OVE MENTS TO RING TYPE IOL LENSES CIP. MULTI-MECHANISTIC ACCOMMODATING PR OC AR LENSES CI 2. AC. M. ODA. INTRA CULAR L WOUTE UPOR. STRUCTURE INTRA UL
27541/con1	11/551,636	M OVE ENTS TO RING TYPE IOL LENSES CIP. MULTI-MECHANISTIC ACCOMMODATING PR OC AR LENSES CI 2. AC. M. ODA. INTRA CULAR L WOUTE UPOR. STRUCTURE INTRA UL
27542/1	11/146,983	M OVE ENTS TO RING TYPE IOL LENSES CIP. MULTI-MECHANISTIC ACCOMMODATING PR OC AR LENSES CI 2. AC. M. ODA. INTRA CULAR L WOUTE UPOR. STRUCTURE INTRA UL
27543/1	11/281,085	M OVE ENTS TO RING TYPE IOL LENSES CIP. MULTI-MECHANISTIC ACCOMMODATING PR OC AR LENSES CI 2. AC. M. ODA. INTRA CULAR L WOUTE UPOR. STRUCTURE INTRA UL
27544/1	11/115,743	M OVE ENTS TO RING TYPE IOL LENSES CIP. MULTI-MECHANISTIC ACCOMMODATING PR OC AR LENSES CI 2. AC. M. ODA. INTRA CULAR L WOUTE UPOR. STRUCTURE INTRA UL
27546/A	11/219,021	M OVE ENTS TO RING TYPE IOL LENSES CIP. MULTI-MECHANISTIC ACCOMMODATING PR OC AR LENSES CI 2. AC. M. ODA. INTRA CULAR L WOUTE UPOR. STRUCTURE INTRA UL
27549/2	11/403,508	M OVE ENTS TO RING TYPE IOL LENSES CIP. MULTI-MECHANISTIC ACCOMMODATING PR OC AR LENSES CI 2. AC. M. ODA. INTRA CULAR L WOUTE UPOR. STRUCTURE INTRA UL
27549/3	11/415,730	M OVE ENTS TO RING TYPE IOL LENSES CIP. MULTI-MECHANISTIC ACCOMMODATING PR OC AR LENSES CI 2. AC. M. ODA. INTRA CULAR L WOUTE UPOR. STRUCTURE INTRA UL
27550/	10/387,335	M OVE ENTS TO RING TYPE IOL LENSES CIP. MULTI-MECHANISTIC ACCOMMODATING PR OC AR LENSES CI 2. AC. M. ODA. INTRA CULAR L WOUTE UPOR. STRUCTURE INTRA UL
27551/1	11/317,154	M OVE ENTS TO RING TYPE IOL LENSES CIP. MULTI-MECHANISTIC ACCOMMODATING PR OC AR LENSES CI 2. AC. M. ODA. INTRA CULAR L WOUTE UPOR. STRUCTURE INTRA UL
27556/	10/629,210	M OVE ENTS TO RING TYPE IOL LENSES CIP. MULTI-MECHANISTIC ACCOMMODATING PR OC AR LENSES CI 2. AC. M. ODA. INTRA CULAR L WOUTE UPOR. STRUCTURE INTRA UL
27558/	10/638,036	M OVE ENTS TO RING TYPE IOL LENSES CIP. MULTI-MECHANISTIC ACCOMMODATING PR OC AR LENSES CI 2. AC. M. ODA. INTRA CULAR L WOUTE UPOR. STRUCTURE INTRA UL
27560/	10/453,830	M OVE ENTS TO RING TYPE IOL LENSES CIP. MULTI-MECHANISTIC ACCOMMODATING PR OC AR LENSES CI 2. AC. M. ODA. INTRA CULAR L WOUTE UPOR. STRUCTURE INTRA UL
27560/1	11/563,603	M OVE ENTS TO RING TYPE IOL LENSES CIP. MULTI-MECHANISTIC ACCOMMODATING PR OC AR LENSES CI 2. AC. M. ODA. INTRA CULAR L WOUTE UPOR. STRUCTURE INTRA UL
27560/2	11/563,621	M OVE ENTS TO RING TYPE IOL LENSES CIP. MULTI-MECHANISTIC ACCOMMODATING PR OC AR LENSES CI 2. AC. M. ODA. INTRA CULAR L WOUTE UPOR. STRUCTURE INTRA UL

TRADEMARK

REEL: 003571 FRAME: 0684

<u>Case Number</u>	<u>Application Number</u>	<u>Title</u>
27562/	11/360,237	LENS SURFACE ENHANCEMENT
27564/	10/682,460	FLEXIBLE INFUSION LINE FOR OCULAR SURGERY
27565/	10/646,595	METHODS, COMPOSITIONS AND INSTRUMENTS TO PREDICT ANTIMICROBIAL OR PRESERVATIVE ACTIVITY
27569/	10/705,548	MULTI-ZONAL MONOFOCAL INTRAOCULAR LENS FOR CORRECTING OPTICAL ABERRATIONS
27569/2	11/439,678	MULTI-ZONAL MONOFOCAL INTRAOCULAR LENS FOR CORRECTING OPTICAL ABERRATIONS
27571/1	11/071,549	DEVICES AND METHODS FOR STORING, LOADING, AND DELIVERING AN INTRAOCULAR LENS
27573/	10/619,088	SYSTEM AND METHOD FOR MODULATED SURGICAL PROCEDURE IRRIGATION AND ASPIRATION
27574/	60/745,825	HYALURONIC ACID IN THE ENHANCEMENT OF LENS REGENERATION
27574/1	10/881,426	HYALURONIC ACID IN THE ENHANCEMENT OF LENS REGENERATION
27574/cip1	11/293,682	HYALURONIC ACID IN THE ENHANCEMENT OF LENS REGENERATION
27574/cip2	11/470,724	HYALURONIC ACID IN THE ENHANCEMENT OF LENS REGENERATION
27575/	11/056,501	FRONT LOADING IOL INSERTION APPARATUS AND METHOD OF USING PRO--FRONT LOADING IOL INSERTION APPARATUS AND LENS CASE
27575/1	11/627,931	FRONT LOADING IOL INSERTION APPARATUS AND METHOD OF USING PRO--FRONT LOADING IOL INSERTION APPARATUS AND LENS CASE
27575/2	60/762,918	FRONT LOADING IOL INSERTION APPARATUS AND METHOD OF USING PRO--FRONT LOADING IOL INSERTION APPARATUS AND LENS CASE
27577/1	11/025,293	INTRAOCULAR LENSES HAVING A VISIBLE LIGHT-SELECTIVE-TRANSMISSION-REGION
27578/1	11/027,876	INTRAOCULAR LENS MATERIALS SUITABLE FOR INSERTION THROUGH A SMALL BORE CARTRIDGE

Case Number

Application Number

Title

7579/1 2	11/021,69 8	LUBRICIOUS, BIOCOMPATIBLE COATINGS FOR MEDICAL DEVICES
7580/1 2	1/5 4 90 3 9	ALKYLAMINE AS AN ANTIMICROBIAL AGENT IN OPHTHALMIC COMPOSITIONS
7 581/ 2	1/7 3 2 1 2 1	COPOLYMERIZABLE METHINE AND ANTHRAQUINONE COMPOUNDS AND ARTICLES CONTAINING THEM
75 2 1 2 8 75 5	1/9 34 5 5 2 1 1 ; 44 / 2 71 3	OPHTHALMIC LENS WITH MULTIPLE PHASE PLATES
2 8 75 5	1 1 ; 44 / 2 71 3	COPOLYMERIZABLE AZO COMPOUNDS AND ARTICLES CONTAINING THEM
2 8 75 6	1 1 0, 3 / 0 3 6 44 1 0	PHACOEMLUSIFICATION SYSTEM UTILIZING GRAPHICAL USER INTERFACES FOR ADJUSTING PULSE PARAMETERS
7 8 2	1 1 0, 3 / 0 3 6 44 1 0	INTRAOCULAR LENSES FOR CORRECTING CORNEAL COMA
5 8 759 2 2	1/2, 1 1 2 3 3 1 1 0 5	ACCOMMODATING DIFFRACTIVE INTRAOCULAR LENS
759 2	1/3, 90 1 3 0 6 6 / 3	NOVEL HYBRID INTRAOCULAR LENS MATERIALS FOR SMALL INCISION SURGERY
00 76 / 2	1 86 8 1 80 1 0 5	APPLICATION OF VACUUM AS A METHOD AND MECHANISM FOR CONTROLLING EYE CHAMBER STABILITY
0 1 76 0/ 2	1/01 29 1 4 5	APPLICATION OF VACUUM AS A METHOD AND MECHANISM FOR CONTROLLING EYE CHAMBER STABILITY
2 6 0 7 1/ 2 60	1/07 5 1 1 0 1 95 7	MULTI-ACTION DEVICE FOR INSERTING AN INTRAOCULAR LENS INTO AN EYE
7 2/ 2 60 7 4/ 2 60/ 76 5/ 0 76 6/ 0	1 0 8 / 4 3 1/1 2 1 0 1 1 8 32 3 1 1 40 1 3 767	PHACO ASPIRATION FLOW RESTRICTION WITH BYPASS TUBE
		BORATE-POLYOL MIXTURE AS A BUFFERING SYSTEM
		MEDICAL DEVICES HAVING SOFT, FLEXIBLE LUBRICIOUS COATINGS
		AUTOMATED BONDING FOR WIRELESS DEVICES
		INTRAOCULAR LENS INSERTION PLUNGER WITH LOW STIMULUS SOFT TIP

TRADEMARK

REEL: 003571 FRAME: 0686

6 1
 7 5, 6
 5
 Case Number
 761 0/
 2
 761 1
 2
 7612
 2 6 /
 7 13
 2 6 /
 27 14
 2 6 /A
 27 14
 6 /
 27 15
 7
 6 7/
 27 16/
 7 7/
 6 7/
 2 6 1 1
 7 /
 2 6 8
 2 6 1
 7 /
 2 8 1
 2 6 1
 7 /
 2 29 6 A
 7 /
 2 22
 6 0
 2 1 1
 27 2 1
 2 6 /
 27 22 /
 6 /

Publication Number
 PP
 1/26, 3 85
 1
 1/25, 9 4
 1 1
 /25, 9 2
 1 4
 /1, 9 3
 /1, 9 9
 1 5
 /3, 1 0
 1 5
 /3, 2 6
 1 5
 /3 3
 /5 5, 6
 1 5
 /8 1
 0 / 4 3
 6 1, 5 5
 2 / 8
 9 4 8
 8 0, 1 8
 8 5 1
 2 /
 9 1, 1 7
 /2 5 1
 1 1 8, 3
 2 / 2 5 3 1
 /5 4 9
 6 / 5 1
 9 5, 3 6 3
 1 / 2
 0 8, 3 7
 1 / 8 1
 6 4
 6 1, 4 1
 1 4
 1 / 5 7 4
 1 5 8, 4 3

Title

AP H
 TIC FOR ACCOMMODATING INTRAOCULAR LENS
 O W A G
 ER MAN A E T FOR IREL S D ICES
 W EM N W ES EV
 P
 LE COMM C ONS OR WIRE DEVICES
 IAB UNI F SS I
 L LE
 ME RP HA TI N NEED
 UL I-PU SE C ULSIFICA O LE
 T O OEM
 IN C L R N O G ADHESION, AND CELL MIGRATION
 TRAO U A L N F MANAGIN GL ARE,
 RA N E SES F R N NG , ADHESION, AND C L MIG TION
 I T O U A M MA WGI A E CONTROL
 N S AN ETHOD F O
 S M D S R P ER F T ERFA E
 RE TM NT SY T W T DI IN C
 YE C A LG M L I H I U S T T
 E I RIT ALA N ENT F I S C A S E
 C C I G FF L U J C C A S T T E
 SUR I A L N M E N T O I C C S Y E M
 R T G A A L F A T T A S U R G A L S T E
 C I L C I S E F U R G A L S T E
 SUR A A T T E O R A I C S Y M
 G C S S E O R A I C S Y M
 I L C T T R A I C S Y M
 M N T R A P E O F N S S
 I O R D E W H V E T N S R T U R U U M P S
 O RAP E R I E W I H T E T C T U R E S O R F I N E Y E S U R G R Y
 M N T E R I E W I H T E T C T U R E S O R F I N E Y E S U R G R Y
 O E D P S T P O R U U T I P L E P
 R S A L F L I S C T T E D R S M L U M P S
 V G C S A L F I T S S O S M L U M P S
 U M I T U G I N
 S A R I E N U E C N T R O L P U P C O P I N S H S I A L U I D C C S S E T T E
 H U M S E C N T R O L P U P C O P I N S H S I A L U I D C C S S E T T E
 O C G K C I E Y F H A R D E T O E M
 F D I N S T N D E V C S S E R G A H S M
 L I C C A S E F C U L A S ' A N C L S T
 I E O U L A I

Case Number

Application Number

Title

27625/1 11/558,435 L DICS CASSETTE FOR OCULAR SURGICAL SYSTEM

27627/ 11/490,846 EM S AND METH DS FO VOICE C TRO OF MEDICAL DEVICE

27628/ 60/824,896 EM S AND METH DS FO HISTORI DIS Y OF SU ICAL OP RATING PARAMETERS

27629/ 11/618,411 ST SSED H APT C OR ACC OMMO TING IN RA LAR S

27630/ 11/618,325 PRE- FOR A M O A IN T LAR S

27631/ 11/558,439 I C M D T G IN RA T OC L

27632/ 11/558,427 HAP TRE TM N EM WH O L S

27633/ 11/558,429 E AL MM N R T CO L L

27634/ 11/558,432 ERI CO MM UN CA O UN CA O S RI AL S STEM S

27636/ 60/871,632 S AL UNI A N S N R T O F R C TIC Y S

27637/ 60/882,839 RAT ON T N L AR C AREA L N S M F R E RE F

17190/D6 11/696,811 ALI M A F I T O Q U INTR A C ULAR G ND UING S

27574/3cip 11/740,677 C O F C O M T L G IN T F M A UING S

27589/ 11/609,422 T I AL M D IN SAN ME D O R GE RA J N

27639/ 11/739,392 QUL E TIO A RA T EN HAN M T OF L S

27666/A 11/733,526 H N N C A D T EN HAN M T OF L S

27666/B 11/733,554 I O U T CI I H I CE E I S ME T N E N

27667/ 60/916,267 P L Y RN - S H R A P E O S A M N T M c t no. 27654

TRADEMARK

REEL: 003571 FRAME: 0688

<u>Case Number</u>	<u>Application Number</u>	<u>Title</u> <u>I</u>
27669/A	11/750,289	E _{CL} USIVE PAIRING TECHNIQUE FOR BLUETOOTH COMPLIANT (MEDICAL) DEVICES X
27669/B	11/750,294	X _{CL} USIVE PAIRING TECHNIQUE FOR BLUETOOTH COMPLIANT (MEDICAL) DEVICES E _{CL}
27671/	11/753,554	Y _{CL} STEM AND METHOD FOR TRANSDUCER IDENTIFICATION S
27675/	11/764,724	M _{CL} SYSTEM FOR CALIBRATION OF AXIAL JOINTS Y _{CL} ANEMODULAR ALREIGNMENT
51842/div	11/742,996	S _{CL} DFB IN PALS OVIDE HRED CED ABERRATIONS O O O G H
52229/4	11/734,238	M _{CL} ETH SOG H C
52233/3	90/008,535	ULT _{CL} J A O T R I NS M _{CL} T OC EN M AL UL AR L S A E S RA IN

AMO Granted Patents

<u>Case Number</u>	<u>Patent Number</u>	<u>Title</u>
16632	4,838,413	TACTILE DISINFECTANT CASE WITH LOCKING MECHANISM
27657/	5,145,643	OXIDATIVE THERMAL COMPOSITIONS AND METHODS FOR PRESERVING AND USING SAME
27658/	5,451,398	HALOGENATED DISINFECTANT COMPOSITIONS AND METHODS FOR SERVING AND USING SAME
27659/	6,136,850	THERMAL STABILIZING COMPOSITIONS AND METHODS FOR SERVING AND USING SAME
51649/	5,405,386	HOSE AND METHODS FOR STIFFENING AND CONTACTING
51708/	5,306,297	EROSION RESISTANT POLYMER COATINGS
51740/	5,304,182	TRAILER HITCH AND METHOD OF USE
51742/	5,322,649	INTEGRATED HOSE AND METHOD OF USE
51746/	5,439,950	APPLICATOR FOR SURFACES
51778/	5,444,106	WEATHER RESISTANT POLYMER COATINGS
52135/	5,702,441	INDEX SLIDING MEMBER
52180/	5,316,704	METHOD FOR IMPROVING SURFACE FINISH
52180/1	5,480,950	RESISTANT POLYMER COATINGS
52244/	6,050,970	RESISTANT POLYMER COATINGS
52256/	5,717,049	METHOD FOR IMPROVING SURFACE FINISH
52301/10	4,769,033	HERMETIC SEALING METHOD
52301/11	4,917,681	HERMETIC SEALING METHOD
52301/12	5,019,099	HERMETIC SEALING METHOD

TRADEMARK

Case Number

52301/13

ASPHERIC SOFT LENS

5,074,877

52301/14

ASPHERIC SOFT LENS

5,236,452

52301/15

ASPHERIC SOFT LENS

5,326,348

52301/16

ASPHERIC SOFT LENS

6,797,003

52301/17

ASPHERIC SOFT LENS

6,007,747

52301/19

ASPHERIC SOFT LENS

7,192,444

52302/

ABERRANT INTRAOCULAR LENS

5,104,590

52302/D1

ABERRANT INTRAOCULAR LENS

5,185,107

52302/D2

ABERRANT INTRAOCULAR LENS

6,432,246

52302/D3

ABERRANT INTRAOCULAR LENS

5,589,024

52302/D4

ABERRANT INTRAOCULAR LENS

5,674,435

52302/D5

ABERRANT INTRAOCULAR LENS

5,683,456

52305/

ABERRANT INTRAOCULAR LENS

5,468,246

52305/1

ABERRANT INTRAOCULAR LENS

5,425,734

52305/2

ABERRANT INTRAOCULAR LENS

5,643,275

52305/3

ABERRANT INTRAOCULAR LENS

5,772,667

52331/

ABERRANT INTRAOCULAR LENS

5,178,604

52331/1

ABERRANT INTRAOCULAR LENS

5,558,629

52331/2

ABERRANT INTRAOCULAR LENS

5,397,300

TRADEMARK

REEL: 003571 FRAME: 0691

Case Number Patent Number Title

52331/4	5,476,445	UCOMA IMPL NT
52402/	5,507,806	GA L A t-face ed ntr oc ar lens i t i a l
27591/	6,299,641	M I U L U I LANT HAVING EYE ACCOMMODATING CAPABILITIES TRAOCULAR ES MP
27591/1	6,217,612	IN R N I P L N H V E E E D C LAN H VING Y ACCOMMODATING CAPABILITIES
27592/	6,443,985	TRAOCULAR ES M T A
27594/	7,125,422	IN R N I P N V E M D C A B I E S LA H VING Y ACCOMMODATING AP IL TI ES M RAOCULAR LENS IMP
16546/D3	4,938,767	IN O T I N OD E I N I O U H E D I A N T N M E B E R CU R L H N D I O E M LA E S W I R O U H I T N M B E
16546/D4	4,978,354	A R A T O
16550/	4,932,970	ON T R A A C U L R L N T H N O M P T H O
16556/C1	5,236,970	T A L N S LY C E N O R D L C TO HIG OPTIC M L E N C V I M E L S E F C A E V E A R X R E I O S D E C H A N A L M S O F H A L
16556/C2	5,376,694	P T R A F Y I N D E S I N F R R D C N E I R HIG OPTIC O C I C L E R E A N I C S I D M E L I T O E H L A R E C E I A R I N F O M P E V E I A C T A L O F I A
16556/C3	5,869,549	P T R A L L E D E X A N F I R D M E N E L O E S H HIG OPTIC H A V C R E A N F I R C S I O C H A N S A L R R I T L
16556/D2	5,494,946	R E C Y E I N A R R E N O C E I A T L S A L R R I T L P T L T V I L E D X I D I R S I D M O H A N S O F HIG OPTIC O R A T I C I N E R A N O R E I C H A N S T E R O F H P A
16556/D3	5,661,195	R E R A C C D R A N O R E I C H A N S T E R O F HIG OPTIC R E C L V E A R I N D O P P O V L N C N A P S F I H P C A
16556/D5	6,277,147	P T I C V E A R I N D O P P O V L N C N A P S F I H P C A T I E E X I N F I R V L C C O O P F A L T I L A B F O R E I C N H A S R O F HIG OPTIC R E R A C L L C D I N R E N O R E I C N H A S R O F HIG OPTIC
16568/	4,759,359	I C L L Y E E X I N F I R V L C C O T I E E X I N F I R V L C C O L E N T A P I O I N P O S D M A N I A L R E C L A N I A R O I N R U M T I H L Y D A N S R I E N

Case Number Patent Number Title

6571/1	4,817,789	ELN S CONTAINER ASSEMBLY
6571/D ¹	4,298,815	LE O E L EL S C N TAIN R ASSEMB Y
663/6	4,418,580	ULAN S EL G AM I HT
1664/3	7,79	M IOLET G ABSORBING COMPOUNDS COMPOSITIONS AND METHODS FOR
1664/2	4,982,020	RI L F U POLYME C E E FOR S R
1664/D1	4,844,814	OCAP U θ L ND S L AR RA ULAR EN L S
1664/6	5,884,040	O C AP U L N S S EM
1664/5	5,305,888	RE F V E E S T C H Y M I L E N S
1664/7	5,228,304	M U T I O C L O P A L E T O O O F M I L A R A T U S A N D L K E
1664/8	5,949,797	I I A L N F T N R O D G L C T L R AKINGS E AM
1664/9	5,797,133	T AR O AN E T H F INT O L A L S D O D O M
1664/10	5,620,952	IN T R A R S A N M E T H O F R O C U L A R L E N D O AKINGS
1664/11	4,444,399	AP T R A L N E M S R A N G L E T Y E A R A C U F R T N A T O P A N
1664/12	5,589,499	FR A I N S O N O A S M T U C S I I S R A C L A R N I N E I N T U S
1664/13	0,830,994	HY T R A G A R I N T A S E B L Y O L E R N S U S
1664/14	8,818,769	E R N E O S E D O L E R N S R O Y I N C N T N L S
1664/15	3,211,871	D I N G T E H Y O E H L C I I T Y O S I I O P O Y M E R
1664/16	5,725,333	E N A N H C G H X B D I I T Y O I I T Y O P O Y M E R

ENHANCING THE HYDROPHILICITY OF SILICONE POLYMERS
 ENHANCING THE HYDROPHILICITY OF SILICONE POLYMERS
 IRRIGATION/ASPIRATION ETUPEK
 ALIATION
 GSSULT
 ISSUE
 ALUMINUM HYDROLYSIS
 MOLECULAR HYDROLYSIS
 ALUMINUM HYDROLYSIS
 WEH
 XERN
 UAR
 GN
 IAL
 PE
 R
 M
 Y
 M
 O
 I
 OF
 L
 I
 T
 L
 S
 AB
 COMP
 IN
 CP
 EP
 O
 P
 T
 H
 J
 P
 HT
 HY
 DR

<u>Case Number</u>	<u>Patent Number</u>	<u>Title</u>
16816/C3	5,397,848	ENHANCING THE HYDROPHILICITY OF SILICONE POLYMERS
16816/C4	5,466,768	ENHANCING THE HYDROPHILICITY OF SILICONE POLYMERS
16825/C1	4,900,302	IRRIGATION/ASPIRATION ETUPEK
16828/D1	5,104,663	ALIATION
16839/C2	5,492,936	GSSULT
16839/C3	6,107,347	ISSUE
16852/C4	5,074,875	ALUMINUM HYDROLYSIS
16860/	5,145,644	MOLECULAR HYDROLYSIS
16862/C1	4,886,498	ALUMINUM HYDROLYSIS
16867/	5,549,670	WEH
16867/D1	5,693,094	XERN
16876/C1	6,271,216	UAR
16880/C1	5,578,240	GN
16880/D1	5,989,847	IAL
16881/	5,391,590	PE
16883/C1	5,242,449	R
16883/D1	5,364,405	M
16892/C1	5,401,508	Y

Case Number

Patent Number

Title

16903/	5,249,002	DIOPTRIC SYSTEM ELE
16905/1	5,392,653	RE SURE TRAN D ER INTERFACE S UC
16906/1	5,470,312	U ING M AGE M T Y S STEM B EN
16906/2	5,649,905	TUBING M A E M T Y S S TEM A N T Y
16907/	5,230,614	C ULS A I ON T RAMP PUMP HEAD D E A I APE
16910/	5549891	RE U P O POSI S OR DESTR G HYDROGEN PEROXIDE AND METHODS FOR USING SAME E C M TION F OYIN
16913/C1	5,303,023	C AT A S AN M H D INSP G A TEST L NS A R A T S M H O F O R EC TIN
16921/	5,233,007	R P I XAN D ET O MAKIN SAME AN I CTIVE IND SILIC S M E FROM A M Y S L E S F O M H O D S F G
16921/D2	5,512,609	L O S M H O D S G ET S R A I X O A N D O M A K I N S A M E A N I R A I C V E I N D SILIC S M E F M S Y S L E M O S F G S A M E A N I D H G H R E F T E X N S M A D
16921/D3	5,420,213	A M S S M O G G S G R E F C E S I L I O N S A D L E I L O X A N M H D O M A K I N S A M E A N I H H T I C V I N I C S A D
16921/D4	5,623,029	P O Y I L O X A N M H D O M A K I N S A M E A N I H H T I C V I N I C S A D S A M S I E S E O S F A K I N G S A M E A N I H H R E F C E I N E X E A D S M E F ROM
16928/C1	5,476,513	L Y L O X A N M H D O O B N L E S O
16928/C3	6,692,525	A M O A R N E C A R N
16932/	5,422,073	I U L L E S
16932/D1	5,500,186	T O N N R I S I N F E C T I N G C O N T L S N R A C U N P T I O D F O D N T T L S
16932/D2	5,593,637	E H D M I O N R I S I N F E C T I N G C O N T T L S O A D C O P T I O D N G N A N E S
16932/D3	5,817,277	M T H M O N F E T G N T T S H O A N C O P I T I N O B S I S I N F E C I C O C L E S M O D D O S O F R G N T A T S H A N C O P I T I O I N F T I N C O C L E S

TRADEMARK

<u>Case Number</u>	<u>Patent Number</u>	<u>Title</u>
16932/D4	5,756,045	METHOD AND COMPOSITION FOR DISINFECTING CONTACT LENSES
16941/1	5,515,117	NON-TOXIC CONTACT LENSES AND METHODS OF MAKING SAME
16946/	5,281,227	SYSTEMS AND METHODS FOR THE PRODUCTION OF CONTACT LENSES
16947/C3	5,725,574	CONTACT LENSES AND METHODS OF MAKING SAME
16947/D2	5,840,219	CONTACT LENSES AND METHODS OF MAKING SAME
16948/	5,268,624	CONTACT LENSES AND METHODS OF MAKING SAME
16949/	5,384,606	CONTACT LENSES AND METHODS OF MAKING SAME
16954/C1	5,324,180	CONTACT LENSES AND METHODS OF MAKING SAME
16961/	5,284,472	CONTACT LENSES AND METHODS OF MAKING SAME
16967/	5,331,073	CONTACT LENSES AND METHODS OF MAKING SAME
16967/D1	5,359,021	CONTACT LENSES AND METHODS OF MAKING SAME
16984/	5,342,293	CONTACT LENSES AND METHODS OF MAKING SAME
16985/	5,387,180	CONTACT LENSES AND METHODS OF MAKING SAME
16993/D1	5,810,833	CONTACT LENSES AND METHODS OF MAKING SAME
16993/F1	RE37,387	CONTACT LENSES AND METHODS OF MAKING SAME
17000/1	5558634	CONTACT LENSES AND METHODS OF MAKING SAME
17004/	5549894	CONTACT LENSES AND METHODS OF MAKING SAME
17010/	5,433,745	CONTACT LENSES AND METHODS OF MAKING SAME

Case Number

Patent Number

Title

17013/	5,439,292	OCULAR LENSES AND METHODS FOR PRODUCING SAME
1701 / 3D1	5,571,524	OCULAR LENSES AND METHOD FOR PRODUCING SAME
170 / 1,2	5,859,609	OCULAR LENSES AND METHOD FOR PRODUCING SAME
170 / 2,2	5,979,775	OCULAR LENSES AND METHOD FOR PRODUCING SAME
170 / 2,2 / D1	5,455,414	OCULAR LENSES AND METHOD FOR PRODUCING SAME
170 / 2,2 / C,1	5,533,333	OCULAR LENSES AND METHOD FOR PRODUCING SAME
170 / 7,2	5,272,727	OCULAR LENSES AND METHOD FOR PRODUCING SAME
170 / 7,9	5,604,475	OCULAR LENSES AND METHOD FOR PRODUCING SAME
170 / 3,4	5,200,067	OCULAR LENSES AND METHOD FOR PRODUCING SAME
170 / 1,05 / C	5,737,963	OCULAR LENSES AND METHOD FOR PRODUCING SAME
170 / 54,1	5,890,908	OCULAR LENSES AND METHOD FOR PRODUCING SAME
05 / 17,8	5,671,671	OCULAR LENSES AND METHOD FOR PRODUCING SAME
09 / 17,3	5,013,289	OCULAR LENSES AND METHOD FOR PRODUCING SAME
08 / 1,718,1	5,927,909	OCULAR LENSES AND METHOD FOR PRODUCING SAME
1,718,1 / C	5,504,011	OCULAR LENSES AND METHOD FOR PRODUCING SAME
1,718,1 / 5/	5,019,777	OCULAR LENSES AND METHOD FOR PRODUCING SAME
1,718,1 / 1	5,720,575	OCULAR LENSES AND METHOD FOR PRODUCING SAME
1,718,1 / 2,3/	6,642,424	OCULAR LENSES AND METHOD FOR PRODUCING SAME
1,718,1 / 14	5,314,141	OCULAR LENSES AND METHOD FOR PRODUCING SAME
1,718,1 / 7,3 /	5,301,101	OCULAR LENSES AND METHOD FOR PRODUCING SAME
1,718,1 / 15 /	5,813,476	OCULAR LENSES AND METHOD FOR PRODUCING SAME
1,718,1 / 7,0	5,020,200	OCULAR LENSES AND METHOD FOR PRODUCING SAME
1,718,1 / 15 /	5,642,200	OCULAR LENSES AND METHOD FOR PRODUCING SAME
1,718,1 / 7,7	5,642,444	OCULAR LENSES AND METHOD FOR PRODUCING SAME

Case Number

Patent Number

Title

171,7D1 5/	5,919,29	MULTIFOCAL OPHTHALMIC LENS
7 1,7D2 15/	2,166,156	LONG PERIODICITY LENS
7 1,7D3 15/	5,701,101	LONG PERIODICITY LENS
7 1,8C 15/	1,363,634	LONG PERIODICITY LENS
7 1,8D 15/	4,480,101	LONG PERIODICITY LENS
7 1,7 16/	2,358,761	LONG PERIODICITY LENS
7 1,42 17/	6,366,688	LONG PERIODICITY LENS
7 1,7 17/	3,587,528	LONG PERIODICITY LENS
7 1,4 17/	5,387,088	LONG PERIODICITY LENS
7 1,7 17/	5,782,883	LONG PERIODICITY LENS
1 1,5/B 17/	5,643,513	LONG PERIODICITY LENS
1 1,7 17/	6,893,967	LONG PERIODICITY LENS
1 1,5/ 17/	5,054,966	LONG PERIODICITY LENS
1 1,7 18/	5,266,808	LONG PERIODICITY LENS
1 1,7 18/	7,011,247	LONG PERIODICITY LENS
1 1,8/ 8	7,466,348	LONG PERIODICITY LENS
7 1,8/ 8	7,044,828	LONG PERIODICITY LENS

TRADEMARK

REEL: 003571 FRAME: 0698

Case Number Patent Number Title

17188/D1	6,126,286	ENHANCED MONOFOCAL IOL OR CONTACT LENS
17189/	5843109	SONI AN IECE WITH MULTIPLE PIEZOELECTRIC ELEMENTS AND HEAT DISSIPATOR
17190/	5,716,364	ULTRA-SHORT WAVELENGTH LASER AND METHOD OF MAKING
17190/D1	5,942,277	OPTICAL SYSTEM AND METHOD OF MAKING
17190/D2	6,083,230	OPTICAL SYSTEM AND METHOD OF MAKING
17190/D3	6,398,788	OPTICAL SYSTEM AND METHOD OF MAKING
17190/D4	6,679,891	OPTICAL SYSTEM AND METHOD OF MAKING
17190/DIV2	6,283,975	OPTICAL SYSTEM AND METHOD OF MAKING
17191/	D399,557	OPTICAL SYSTEM AND METHOD OF MAKING
17192/	5,746,713	OPTICAL SYSTEM AND METHOD OF MAKING
17202/C1	6,053,944	OPTICAL SYSTEM AND METHOD OF MAKING
17202/D1	5,902,523	OPTICAL SYSTEM AND METHOD OF MAKING
17202/D2	6,156,241	OPTICAL SYSTEM AND METHOD OF MAKING
17203/	5,897,833	OPTICAL SYSTEM AND METHOD OF MAKING
17203/I	6,165,415	OPTICAL SYSTEM AND METHOD OF MAKING
17208/	6,000,534	OPTICAL SYSTEM AND METHOD OF MAKING
17216/	6,292,178	OPTICAL SYSTEM AND METHOD OF MAKING
17217/I	6,260,434	OPTICAL SYSTEM AND METHOD OF MAKING

<u>Case Number</u>	<u>Patent Number</u>	<u>Title</u>
17217/2	6,360,603	DUAL POSITION FOOT PEDAL FOR OPHTHALMIC SURGERY APPARATUS
1721/	60227	HYDROGEN PEROXIDE DESTROYING COMPOSITIONS AND METHODS OF USING SAME
72/2	5,852,794	MULTIPLE FREQUENCY UNAMBIGUOUS PHASE DETECTOR FOR PHACOEMULSIFICATION SYSTEM CON5: MICRO-BURST ULTRASONIC POWER DELIVERY
12/2	3,474,996	MULTIPLE FREQUENCY UNAMBIGUOUS PHASE DETECTOR FOR PHACOEMULSIFICATION SYSTEM CON5: MICRO-BURST ULTRASONIC POWER DELIVERY
722/1	6,246,998	MULTIPLE FREQUENCY UNAMBIGUOUS PHASE DETECTOR FOR PHACOEMULSIFICATION SYSTEM CON5: MICRO-BURST ULTRASONIC POWER DELIVERY
12	6,786,651	MULTIPLE FREQUENCY UNAMBIGUOUS PHASE DETECTOR FOR PHACOEMULSIFICATION SYSTEM CON5: MICRO-BURST ULTRASONIC POWER DELIVERY
72/23	7,161,231	MULTIPLE FREQUENCY UNAMBIGUOUS PHASE DETECTOR FOR PHACOEMULSIFICATION SYSTEM CON5: MICRO-BURST ULTRASONIC POWER DELIVERY
2/2	6,345,670	MULTI-PURPOSE CONTACT LENS CARE COMPOSITIONS
172/4	6,983,381	MULTI-PURPOSE CONTACT LENS CARE COMPOSITIONS
72/	6,278,648	MULTI-PURPOSE CONTACT LENS CARE COMPOSITIONS
13	5,637,588	CONTACT LENS CLEANING COMPOSITIONS
133/1	6,373,408	AUTOMATED PHACO PACK BAR CODE READER IDENTIFICATION
2/C2	7,238,461	THIN TIP PHACO NEEDLE
133/7	5,979,947	FOLDING DEVICE AND METHOD FOR AN INTRAOCULAR LENS
2/C2	3,496,892	LENS PROTECTOR FOR INTRAOCULAR LENS INSERTER
136/7	6,191,905	FLUID MANAGEMENT SYSTEM WITH VERTEX CHAMBER -- NO SEPARATE FILES --

TRADEMARK

REEL: 003571 FRAME: 0700

Case Number

Patent Number

Title

17249/	6,083,193	ERMAL MODE PHACO APPARATUS AND METHOD
17249/1	6,699,212	ERMAL MODE PHACO APPARATUS AND METHOD
17249/A	6,261,297	ERMAL MODE PHACO APPARATUS AND METHOD
17252/	5,934,500	ERMAL MODE PHACO APPARATUS AND METHOD
17258/	D426,882	ERMAL MODE PHACO APPARATUS AND METHOD
17260/	D427,305	ERMAL MODE PHACO APPARATUS AND METHOD
17261/	6,162,249	ERMAL MODE PHACO APPARATUS AND METHOD
17261/CON1	6,468,306	ERMAL MODE PHACO APPARATUS AND METHOD
17263/	6,033,376	ERMAL MODE PHACO APPARATUS AND METHOD
17263/2	6,398,754	ERMAL MODE PHACO APPARATUS AND METHOD
17263/3	6,361,520	ERMAL MODE PHACO APPARATUS AND METHOD
17263/C2	6,605,054	ERMAL MODE PHACO APPARATUS AND METHOD
17266/	6,132,436	ERMAL MODE PHACO APPARATUS AND METHOD
17268/	6,013,049	ERMAL MODE PHACO APPARATUS AND METHOD
17269/	6,245,106	ERMAL MODE PHACO APPARATUS AND METHOD
17269/1	6,241,766	ERMAL MODE PHACO APPARATUS AND METHOD
17269/2	6,713,583	ERMAL MODE PHACO APPARATUS AND METHOD

TRADEMARK

REEL: 003571 FRAME: 0701

<u>Case Number</u>	<u>Patent Number</u>	<u>Title</u>
17269/REI	RE38,935	INTRAOCULAR LENSES MADE FROM POLYMERIC COMPOSITIONS AND MONOMERS USEFUL IN SAID COMPOSITIONS
17271/	6,238,433	POSTERIOR/ANTERIOR CHAMBER INTRAOCULAR LENSES
17272/	6,231,603	ACCOMMODATING MULTIFOCAL INTRAOCULAR LENS
17272/1	6,503,276	ACCOMMODATING MULTIFOCAL INTRAOCULAR LENS
17275/	6,150,623	BACK-FLIP MEDICAL FOOTPEDAL
17277/	6,176,878	ACCOMMODATING INTRAOCULAR LENS
17279/	6,164,282	METHODS FOR RESTORING AND/OR ENHANCING ACCOMMODATION IN PSEUDO PHAKIA
17281/	6,058,779	COUPLED DIAPHRAGM INTERFACE FOR PHACOEMULSIFICATION APPARATUS
17285/	6,790,232	MULTIFOCAL PHAKIC INTRAOCULAR LENS
17286/	6,485,499	HARD DRIVE VITRECTOMY COTTER
17287/	6,406,494	MOVEABLE INTRAOCULAR LENS
17288/	6,254,579	MULTIPLE PRECISION DOSE, PRESEVATIVE FREE MEDICATION DELIVERY SYSTEM
17289/	6,193,683	CLOSED LOOP TEMPERATURE CONTROLLED PHACOEMULSIFICATION SYSTEM TO PREVENT CORNEAL BURNS
17291/1	6,616,692	INTRAOCULAR LENS COMBINATIONS
17292/	6,248,111	IOL INSERTION APPARATUS AND METHODS FOR USING SAME
17296/	D434,558	INTRAOCULAR LENS INJECTOR HOLDER
17297/	D431,721	INTRAOCULAR LENS PACKAGE

TRADEMARK

REEL: 003571 FRAME: 0702

<u>Case Number</u>	<u>Patent Number</u>	<u>Title</u>
17298/	6,129,733	P AP F R O TUS FOR HOLDING INTRAOCULAR LENSES AND INJECTORS, AND METHODS USING THE SAME
17298/D1	6,447,519	P AP F R O US F R HOLDING INTRAOCULAR LENSES AND INJECTORS, AND METHODS USING THE SAME
17307/	6,251,114	O A T A B L O N I O N A P A R A A N M H O D F O G A M E
17309/	6,599,317	R T R A O U L S W I T H T U S E R U S I N S
17315/	6,638,305	I N F O C U S I N G L E N T R O U L A R L E N S E S A N D I N J E C T O R S A N D M E T H O D S F O R H O L D I N G T H E R E I N
17316/	6,645,246	M T R A O U L S W I T H T U S E R U S I N S
17317/	6,478,821	F A D L E N S M A N I P O N T O N
17318/	6,423,074	I N I N J E C T I O N S A N D M E T H O D S F O R H O L D I N G T H E R E I N
17323/	6,475,240	A N I M A L E Y E S A N D M E T H O D S F O R H O L D I N G T H E R E I N
17332/	6,797,004	H O L D I N G I N T R A O C U L A R L E N S E S
17335/	6,551,354	V A R I O U S L E N S E S
17337/	6,547,822	A C O M M O D O L A R L E N S E S
17338/	6,554,859	P O L Y M E R I N T R A O C U L A R L E N S E S
17339/	6,537,317	C O M P O S I T I O N A L I N T R A O C U L A R L E N S E S
17343/	6,616,693	A C T I V E I N T R A O C U L A R L E N S E S
17345/	6,555,030	B I O C O M P O S I T I O N A L I N T R A O C U L A R L E N S E S
17352/	6,520,929	E X T R A O C U L A R L E N S E S A N D M E T H O D S F O R H O L D I N G T H E R E I N

<u>Case Number</u>	<u>Patent Number</u>	<u>Title</u>
17353/	6,452,120	DUAL DIMENSIONAL SHOE SENSOR FOR SURGICAL CONTROL
17360/	6,997,935	ROSONANT CONVERTER TUNING FOR MAINTAINING SUBSTANTIAL CONSTANT PHACO HANDPIECE POWER UNDER INCREASED LOAD.
17367/	6,660,035	ACCOMODATING INTRANOCULAR LENS WITH SUSPENSION STRUCTURE
17372/	6,452,123	SURGICAL FOOT PEDAL CONTROL INCLUDING RIBBON SWITCH ARRANGEMENT
17388/	6,554,839	STEPPED IOL INSERTION CARTRIDGE INSERTING AN INTRAOCULAR LENS IN AN EYE
17388/1	7,033,366	STEPPED IOL INSERTION CARTRIDGE INSERTING AN INTRAOCULAR LENS IN AN EYE
17394/	6,524,287	HOUSING APPARATUS WITH REAR ACTIVATED RETURN BUTTON FOR INSTILLING A MEDICATION INTO AN EYE
17397/	6,482,229	ANTERIOR CHAMBER INTRAOCULAR LENS HAVING FIXATION MEMBERS ATTACHED TO THE CORNEA AND METHODS OF IMPLANTATION
17402/	6,506,183	ONE SHOT ACTUATION HOUSING APPARATUS FOR INSTILLING A MEDICATION INTO AN EYE
17403/	6,533,750	CONICALLY SHAPED PHACO TIP
17404/	6,540,754	APPARATUS AND METHOD FOR MULTIPLY FOLDING AND INSERTING AN INTRAOCULAR LENS IN AN EYE
17410/	6,447,520	IOL INSERTION APPARATUS WITH IOL ENGAGEMENT STRUCTURE AND METHOD FOR USING SAME
17417/	6,576,012	BINOCULAR LENS SYSTEMS
17417/D1	6,824,563	BINOCULAR LENS SYSTEMS
17419/	6,579,255	PRESSURIZED FLOW OF FLUID INTO THE EYE USING PUMP AND PRESSURE MEASUREMENT SYSTEM
17419/1	7,001,356	PRESSURIZED FLOW OF FLUID INTO THE EYE USING PUMP AND PRESSURE MEASUREMENT SYSTEM

TRADEMARK

REEL: 003571 FRAME: 0704

Case Number

Patent Number

Title

17419/2	7,018,355	RESSURIZED FLOW OF FLUID INTO THE EYE USING PUMP AND PRESSURE MEASUREMENT SYSTEM
17419/4	6,899,694	URIZED FLOW OF FLUID INTO THE EYE USING PUMP AND PRESSURE MEASUREMENT SYSTEM
17420/	6,830,555	MULTIFUNCTIONAL INSUMER FORTARAC REMVAL
17434/	D462,759	MINIATURE BEARING SUPPORT MACHINERY
17435/	D463,545	FOLDABLE HANDMADE
17436/	D463,380	MANIPULATOR WITH HANDLED
17439/	6,585,683	FINGER AND FINGER RING CAPTURES
17448/	6,733,491	GEOMETRIC IDENTIFICATION
17448/2	6,962,583	ACTIVITY APPARATUS
17448/3	7,182,759	ARAC TUTORIALS
17449/CON	6,428,545	TEXT APPLICATIONS AND METHODS
17450/	6,409,763	ACCOMMODATION APPARATUS
17450/1	6,723,124	RAO LENSE OPTICS
17457/	6,674,030	OPTICALLY TRANSPARENT OPTICS
17459/	6,656,223	LINEAR OPTICALLY TRANSPARENT OPTICS
17470/	6,887,209	OPTICALLY TRANSPARENT OPTICS
17475/	6,958,056	OPTICALLY TRANSPARENT OPTICS

TRADEMARK

REEL: 003571 FRAME: 0705

Title
 ULT-PURPOSE PHACOEMULSIFICATION NEEDLE CIP· CURVED MULTI-PURPOSE PHACOEMULSIFICATION
 N DLE
 E
 RA CULAR ENS SER ON APP TUS
 INT O L IN TI ARA
 O I N TUS AN THO F R U IN
 I L S O AP DM D O S G S E
 I C O P M C U S
 I HT OUR E O HTHAL I E
 L G F R AL
 I C O P M C U S
 I HT OUR E O HTH I I E
 G S F I RN I I E
 L R E E IN XC M POS TI NS USEFUL OR INTRA C LAR LES
 I H DRA T AK E E E
 M G O O V E G S
 E N ASSM P D POL SHIN E RD GEG
 T F P J TH P Q S
 I D U R A L O EN IN TIN G S
 A P R A R L S TI N G S
 RA CUL P O APPARA U RI F TRA P ANTS ON CORN AL B D
 M T THO F M R IN ER ERE CE AND E T C NTE N G O IN -COMEAL M L E
 E O I O G O AR S MB LY WITH M I F CT N C RIN
 A CO M D IN G AIDCU LE S AS LY WIT A PHE COPTIC DE S N
 C M O A G TRA O LAR N A S LY WIT A PHE COPTIC DE S N
 A O M D T IN CU LE S G EC H O OF L ANE YE
 C O A G TRA FO L ME N O C F I N A S IN
 AP ARAT C S ME M S RN A ULS I CA I N CHNI E
 N AP P U ND FO D I L U E I CA I QU S
 H D I H C E M NTRAO CUE E AF RM UCI NG
 P O N L N S N T AR L H D
 E C FI D TION P C S L E Tip O ATING INT OC LA
 I H A C E V N T A R I TYP I E N S S IP MEN -M G I R S CAT U
 L R S E T C M G H I R G L L O CARLU TI O UP CC TR U
 M P S C P 2 A O M O A T O INTRA CU SW
 E N I O A D

<u>Case Number</u>	<u>Patent Number</u>
17475/cip1	7,037,296
17478/	6,733,507
17483/	6,723,104
17484/	6,786,628
17484/CON	7,063,436
17488/	7,066,955
17490/	6,648,741
17494/	6,923,815
17499/	6,733,526
17518/	6,972,033
27522/	7,018,409
27524/	6,739,722
27528/	6,852,092
27537/	6,884,262
27539/	5,413,556
27541/	7,025,783

<u>Case Number</u>	<u>Patent Number</u>	<u>Title</u>
27541/1	7,150,759	IMPROVEMENTS TO RING TYPE IOL LENSES CIP: MULTI-MECHANISTIC ACCOMMODATING INTRAOCULAR LENSES CIP2: ACCOMMODATING INTRAOCULAR LENS W/OUTER SUPPORT STRUCTURE
27549/	7,077,820	SYSTEM AND METHOD FOR PULSED ULTRASONIC POWER DELIVERY EMPLOYING CAVITATION EFFECTS (gross w/27533)
27572/	6,930,077	COMPOSITIONS AND METHODS USING SUB-PPM COMBINATIONS OF POLYQUATERNIUM-1 AND HIGH MOLECULAR WEIGHT PHMB
27572/1	7,105,473	COMPOSITIONS AND METHODS USING SUB-PPM COMBINATIONS OF POLYQUATERNIUM-1 AND HIGH MOLECULAR WEIGHT PHMB
27580/	7,157,412	ALKYLAMINE AS AN ANTIMICROBIAL AGENT IN OPHTHALMIC COMPOSITIONS
27582/1A	7,188,949	OPHTHALMIC LENS WITH MULTIPLE PHASE PLATES

ILSE Pending Patent List

Case Number	Application	Title
70054-19/2	11/368,960	METHODS FOR CORNEAL SURGERY
70054-34/3	11/277,477	OCULAR FIXATION DEVICE FOR OPHTHALMIC SURGICAL APPLICATION
70054-45/1	11/271,089	MODIFIED ENDOTHRAL SURGERY
70054-50/	10/919,710	APARASAN HOORRECTION OF ABERRATIONS
70054-57/	11/336,660	YFOPHALSURY ON CONTACT LENSES
70054-60/	11/272,571	SYSTEM FOR LASER SURGERY
70054-61/	11/258,399	LASER SCANNER
70054-63/	11/400,552	SSSABPANTINT RFA
70054-64/	11/392,191	INTERNAL RESECTION
70054-65/	11/369,197	OCULAR LASER RESECTION
70054-66/	11/375,542	DOORANL TING
70054-73/	11/469,941	SYSTEM FOR LASER SURGERY
70054-74/	11/469,899	SYSTEM FOR LASER SURGERY
70054-76/	11/469,901	SYSTEM FOR LASER SURGERY
70054-77/	11/469,902	SYSTEM FOR LASER SURGERY
70054-79/	11/561,849	SYSTEM FOR LASER SURGERY

ILSE Granted Patent List

<u>Case Number</u>	<u>Patent #</u>	<u>Title</u>
70054-02/	4,764,930	MULTIWAVELENGTH LASER SOURCE
70054-03/	4,901,718	3-DIMENSIONAL LASER BEAM GUIDANCE SYSTEM
70054-04/	4,848,340	EYETRACKER AND METHOD OF USE
70054-06/	4,907,586	METHOD FOR RESHAPING THE EYE/HIGH POWER DIODE PUMP LASER
70054-07/	4,988,348	METHOD FOR RESHAPING THE CORNEA
70054-08/	5,221,988	POCKELS CELL DAMPING SYSTEM
70054-10/	5,439,462	APPARATUS FOR REMOVING CATARACTOUS MATERIAL
70054-11/	5,336,215	EYE STABILIZING MECHANISM FOR USE IN OPHTHALMIC LASER SURGERY
70054-12/	5,549,632	METHOD AND APPARATUS FOR OPHTHALMIC SURGERY
70054-13/	5,541,951	DEVICE AND METHOD FOR HIGH POWER END PUMPING
70054-14/	5,548,234	SYSTEM AND METHOD FOR CONTROL OF A POCKELS CELLS
70054-19/	6,110,166	METHOD FOR CORNEAL LASER SURGERY
70054-20/	5,561,678	TIME-SHARING LASER
70054-21/	5,993,438	INTRASTROMAL PHOTOREFRACTIVE KERATECTOMY
70054-22/	D459,807	INTERFACE GRIPPER FOR OPHTHALMIC LASER SURGERY
70054-23/	6,254,595	DEVICE AND METHOD FOR REDUCING CORNEAL INDUCED ABERRATIONS DURING OPHTHALMIC LASER SURGERY

TRADEMARK

<u>Case Number</u>	<u>Patent #</u>	<u>Title</u>
70054-23/1	6,623,476	DEVICE AND METHOD FOR REDUCING CORNEAL INDUCED ABERRATIONS DURING OPHTHALMIC LASER SURGERY
70054-23/2	6,991,629	DEVICE AND METHOD FOR REDUCING CORNEAL INDUCED ABERRATIONS DURING OPHTHALMIC LASER SURGERY
70054-24/	5,246,435	METHOD AND APPARATUS FOR REMOVING CATARACTOUS MATERIAL
70054-24/1	5,439,462	METHOD AND APPARATUS FOR REMOVING CATARACTOUS MATERIAL
70054-25/	4,881,808	IMAGING SYSTEM FOR SURGICAL LASERS
70054-27/	6,373,571	DISPOSABLE CONTACT LENS FOR USE WITH AN OPHTHALMIC LASER SYSTEM
70054-28/	6,344,040	DEVICE AND METHOD FOR REMOVING GAS AND DEBRIS DURING THE PHOTODISRUPTION OF STROMAL TISSUE
70054-28/1	6,676,653	DEVICE AND METHOD FOR REMOVING GAS AND DEBRIS DURING THE PHOTODISRUPTION OF STROMAL TISSUE
70054-31/	6,324,191	OSCILLATOR WITH MODE CONTROL
70054-32/	6,648,877	METHOD FOR CUSTOM CORNEAL CORRECTIONS
70054-34/	6,863,667	OCULAR FIXATION AND STABILIZATION DEVICE FOR OPHTHALMIC SURGICAL APPLICATION
70054-34/1	6,899,707	OCULAR FIXATION AND STABILIZATION DEVICE FOR OPHTHALMIC SURGICAL APPLICATION
70054-34/2	7,018,376	OCULAR FIXATION AND STABILIZATION DEVICE FOR OPHTHALMIC SURGICAL APPLICATION
70054-38/	6,751,033	CLOSED-LOOP FOCAL POSITIONING SYSTEM AND METHOD

TRADEMARK

Case Number

00 4-38 1
7 5 /
7 54 4
00 - 3 /
5/
0 4-4
0 5
7
0 054-7/
4
7 0
054-47/
1
7
054-52/
0
7 0 - 3/
7 54 5
0 5 - 5/
0 4 5
0

Patent # Title

7, 3
'02, 23 C CLOSED-LOOP FOCAL POSITIONING SYSTEM AND METHOD
7
6 2, 7
'69, 9 TH O OD AND APPARATUS FOR OSCILLATOR STUTUP CONTROL FOR MODE-LOCKED
MSR AR - C
6' 2 6
99 '7 L D SY EM FOR DE RM IN TH PO I ON ALIG M N TO A
O AND AN O B C IN TA O IN G LA RS F AM AND N E F
FRF JE T REL ETI TO A SE
M
0 S M A D M O A P C SI G USING A E BEAM
7 054-7/
4 SYSTE ND METHO F R V D ATERI L R O ES N LAS R
5
6'9 2, 61 2 4 S YSTEM AND METHO D M O V D ATE RIA L S U G L B
7 8 4 S YSTEM AND METHO F R V D ATE RIA L S U G L B
'1 9, 22 H P I E M F P R ES IN IN A A E E AM
D 6 2 S O G O C S R E
4 , CTI O C S R E
44 L R HT R
2 O NEF OP H C S URG Y
D , 3
D46 44 P NSC E O LMI A E S
9 T RF E A O L I L E G Y
'06 A I T IN C FOR PHTH LM S R UR ER
45 8 A C A S
0 TEN

VISX-Pending Patents

<u>Case Number</u>	<u>Application Number</u>	<u>Title</u>
R11149/1	10/996,458	METHOD AND APPARATUS FOR REMOVING CORNEAL TISSUE WITH INFRARED LASER RADIATION
R11149/cip2	09/307,988	METHOD AND APPARATUS FOR REMOVING CORNEAL TISSUE WITH INFRARED LASER RADIATION
X1012/c1	10/124,891	AUTOMATED LASER WORKSTATION FOR HIGH PRECISION SURGICAL AND INDUSTRIAL INTERVENTIONS
X1012/c3	10/632,462	AUTOMATED LASER WORKSTATION FOR HIGH PRECISION SURGICAL AND INDUSTRIAL INTERVENTIONS
X1045/5	10/831,709	METHOD AND SYSTEM FOR LASER TREATMENT OF REFRACTIVE ERRORS USING OFFSET IMAGING
X1068/2	09/950,563	SYSTEM AND METHODS FOR CORNEAL SURFACE ABLATION TO CORRECT HYPEROPIA
X1073/3	10/600,027	METHOD AND SYSTEMS FOR LASER TREATMENT OF PRESBYOPIA USING OFFSET IMAGING
X1081/2	10/226,867	IMPROVED INTERFACE FOR LASER EYE SURGERY DISCLOSURE
X1096/4	11/264,785	METHOD AND APPARATUS FOR DETERMINING CHARACTERISTICS OF A LASER BEAM SPOT
X1098/2	11/421,450	INTEGRATED SCANNING AND OCULAR TOMOGRAPHY SYSTEM AND METHOD
X1137/1	10/006,992	DIRECT WAVEFRONT-BASED CORNEAL ABLATION TREATMENT PROGRAM
X1138/	10/100,231	APPLICATION OF BLEND ZONES, DEPTH REDUCTION, AND TRANSITION ZONES TO ABLATION SHAPES
X1144/2	11/277,743	TRACKING A TORSIONAL ALIGNMENT POSITION OF AN EYE
X1147/1	10/364,886	CLOSED LOOP SYSTEM AND METHOD FOR ABLATING LENSES WITH ABERRATIONS
X1148/1	10/364,973	METHOD AND DEVICE FOR CALIBRATING AN OPTICAL WAVEFRONT SYSTEM
X1156/2	11/096,536	CORNEAL TOPOGRAPHY-BASED TARGET WARPING

Case Number

Application Number

Title

'X1166/2

11/610,937

WAVEFRONT RECONSTRUCTION USING FOURIER TRANSFORMATION AND DIRECT INTEGRATION

'X1170/2

10/738,358

RE BYO I RRE TI
PACOC ON INGPAT DAT

'X1170/3

60/579,124

RE BYO I RRE T UG
PACOC ON INGPAT DAT

'X1170/4

10/911,400

RE BYO I RRE T UG
PACOC ON INGPAT DAT

'X1170/5

11/134,630

RE BYO I RRE T UG
PACOC ON INGPAT DAT

'X1171/1

10/726,733

RE BYO I RRE T UG
PACOC ON INGPAT DAT

'X1174/

10/463,674

RE BYO I RRE T UG
PACOC ON INGPAT DAT

'X1184/

10/784,481

RE BYO I RRE T UG
PACOC ON INGPAT DAT

'X1187/2

10/799,439

RE BYO I RRE T UG
PACOC ON INGPAT DAT

'X1193/1

10/839,792

RE BYO I RRE T UG
PACOC ON INGPAT DAT

'X1194/1

10/872,026

RE BYO I RRE T UG
PACOC ON INGPAT DAT

'X1195/1

10/825,864

RE BYO I RRE T UG
PACOC ON INGPAT DAT

'X1199/1

11/332,824

RE BYO I RRE T UG
PACOC ON INGPAT DAT

'X1200/1

10/876,268

RE BYO I RRE T UG
PACOC ON INGPAT DAT

'X1201/1

10/871,344

RE BYO I RRE T UG
PACOC ON INGPAT DAT

'X1202/

10/703,195

RE BYO I RRE T UG
PACOC ON INGPAT DAT

'X1203/

10/849,573

RE BYO I RRE T UG
PACOC ON INGPAT DAT

Base Number

Application Number

Title

'X1206/1

11/032,469

TRANSFORMATION METHODS OF WAVEFRONT MAPS FROM ONE VERTEX DISTANCE TO ANOTHER

'X1208/1

11/174,279

BASE POINTS OF TORFORSNNE AND SURVEYS

'X1209/

10/808,728

BRATN LASER BEAM POSITIONING CAPTURE DEVICE

'X1213/

10/872,331

CINOPRESOPUSGVEOCSANDMETHODS

'X1213/1

11/156,257

ORREBYIAINADTIPTIASCATE

'X1214/1

11/077,173

CNOFPRESOPUSGVEOCSANDSO TDMETHOS

'X1215/1

10/985,311

MOSERDI R TO I L G E T E A N D I C E

'X1218/

10/913,952

LADANRECTIVOFESGTONA I NM N BETWE

'X1220/

11/134,861

NSIARRA FRAEAMSONEIZO

'X1221/2

11/064,876

LEUM E E RPRTMOICUATO D S A L ORM C O E M N T

'X1223/

10/993,409

VOLRIINCUADUNFNFOEMDGNSSIANPREAEM

'X1224/

11/088,010

HL M F R UP I C T E R T D P U P I E E S U E N S A T D I E V I N G

'X1225/

11/173,904

UPAN E O C T E R T D P U P I E E S U E N S A T D I E V I N G

'X1226/

11/134,027

YO P C I R R E P R O M D T V M E O S P T E M S A N V E R

'X1229/

11/335,177

REG IN N A R E S F U D C C A C K A N L A D J H

'X1229/1

11/342,278

CRAN S O P A D I P O E K A N L A D J H E C H A N M R F T I

Case Number

Application Number

Title

X1233 1

1/676,094

CALING ZERNICKE COEFFICIENTS TO SMALLER PUPIL SIZES FOR REFRACTIVE TREATMENTS

X123 4

1/123,962

LE HAND HELD LITHOGRAPH COVER AND METHOD

X1 2,5

2

RIOR FOR TORSION SOLE FASER EY SURGERY

X1 3

9/30,907

IEA EOTEARVOL ESTMAN METHOD

X1 2,9

1/5,861

NERGYCIRABI BONO PTC MAREM T

X1 2,4

1/3,917

NERYONLRLSERS

X1 2,1

1/3,069

UTUEYCONLFLASRS

X1 2,1

1/2,07

POTCE TIMIAN DREFRAC NCCLUO HARAN SHACK WA ENT

X1 2,2

1/6,6

PAINGS AON TION LAC ONFR TM AN HACK WA ENT

X1 2,2

1/6,23

SAC ESTIMAIN AND REF CI LAC ONFR TM AN HACK WA ENT

X1 2,2

1/3,38

INGGZTC OF CI RA FURI FE S

X1 2,2

2/9,8

CALCULAIN EKE EFNFR DC LIBRATIN AM IV RYS

X1 2,2

1/3,3

SITE AND METHO ALFIN AN GR E E U ME TEE YE

X1 2,2

2/9,8

Y TM BDRQ OYRACI W E E U ME TEE YE

X1 2,2

1/7

ACKH A S VET F NY AN VFN S

X1 2,2

3/6,92

H OALF S VET F NY AN VFN S

X1 2,2

9/7,704

RA RM RE RA O RRE TO SEM AN D T HO S

X1 2,2

6/8

IT OALF CIVE RRE T S S E N AN E HO S U

X1 2,2

7/3,306

RA RM RE RAT O RRE T S S E N AN E HO S U

X1 2,2

0/2

WAF N O A C NFR M O L AN TO A T D L R TURE WITH

X1 2,2

8/6,636

V RAN T AF WAORRN AN

X1 2,2

60/8

SM THD OR F P CON STR TIC OER L G ARE E IUM

X1 2,2

7/9,967

HAP AR N L D CAN G R E I S D O AR E A P L

X1 2,2

0/6

EO O T O S IN A E PRO C M T S G E F

X1 2,2

1/5

P R A L A L M T S S

X1 2,2

0/8,34

AS E I N E T S S

X1 2,2

0/2

AS E I N E T S S

Case Number

'X1096/4D

'X1250/1

'X1258/pro

'X1278/

Application Number

11/755,194

11/736,353

60/940,014

60/917,579

Title

METHOD AND APPARATUS FOR DETERMINING CHARACTERISTICS OF A LASER BEAM SPOT

WAVEFRONT PROPAGATION FROM ONE PLANE TO ANOTHER

SYSTEMS AND METHODS FOR ACCOMMODATION COMPENSATION IN WAVEFRONT ABERROMETERS

LASER REFRACTIVE CORRECTION USING WAVEFRONT EYE REFRACTOR AND CORNEAL TOPOGRAPHICAL INFORMATION

VISX Granted Patents

<u>Case Number</u>	<u>Patent Number</u>	<u>Title</u>
IR1149/	5,782,822	METHOD AND APPARATUS FOR REMOVING CORNEAL TISSUE WITH INFRARED LASER RADIATION
IR1151/	6,090,102	SHORT PULSE MID INFRARED LASER SOURCE FOR SURGERY
PX1003/	5,054,907	OPTICAL MICROSCOPY AND TUNING METHOD
PX1004/	5,098,426	HEALTHY TISSUE PRESERVATION LASER SURGERY
PX1010/1	5,391,165	SYSTEMS AND METHODS FOR LASER BEAM
PX1011/	5,474,548	SYSTEMS AND METHODS FOR LASER BEAM
PX1012/2	6,099,522	SYSTEMS AND METHODS FOR LASER BEAM
PX1012/2	6,913,603	SYSTEMS AND METHODS FOR LASER BEAM
PX1012/d1	6,726,680	SYSTEMS AND METHODS FOR LASER BEAM
PX1013/1	5,865,832	SYSTEMS AND METHODS FOR LASER BEAM
PX1013/2	6,702,809	SYSTEMS AND METHODS FOR LASER BEAM
VX0000	6,772,053	SYSTEMS AND METHODS FOR LASER BEAM
VX1011/	4,885,471	SYSTEMS AND METHODS FOR LASER BEAM
VX1012/1	4,903,695	SYSTEMS AND METHODS FOR LASER BEAM
VX1013/	4,902,123	SYSTEMS AND METHODS FOR LASER BEAM

TRADEMARK

REEL: 003571 FRAME: 0717

<u>Case Number</u>	<u>Patent Number</u>	<u>Title</u>
VX1013/1	5,106,183	TOPOGRAPHY MEASURING APPARATUS
VX1014/	4,905,711	EYE RESTRAINING DEVICE
VX1015/	4,911,711	SCULPTURE APPARATUS FOR CORRECTING CURVATURE OF THE CORNEA
VX1016/	4,916,319	BEAM INTENSITY PROFILOMETER
VX1017/	4,993,826	TOPOGRAPHY MEASURING APPARATUS
VX1018/	4,998,819	OPOGRAPHY MEASURING APPARATUS
VX1019/	5,009,660	GAS PURGING, EYE FIXATION HAND PIECE
VX1032/2	5,108,388	LASER SURGERY METHOD
VX1033/	5,163,934	PHOTOREFRACTIVE KERATECTOMY
VX1034/	6,296,634	OPHTHALMOLOGICAL SURGERY TECHNIQUE WITH ACTIVE PATIENT DATA CARD
VX1034/1	6,364,873	OPHTHALMOLOGICAL SURGERY TECHNIQUE WITH ACTIVE PATIENT DATA CARD
VX1034/2	6,106,513	OPHTHALMOLOGICAL SURGERY TECHNIQUE WITH ACTIVE PATIENT DATA CARD
VX1034/3	6,846,310	OPHTHALMOLOGICAL SURGERY TECHNIQUE WITH ACTIVE PATIENT DATA CARD
VX1035/	5,188,631	METHOD FOR OPHTHALMOLOGICAL SURGERY
VX1035/2	5,207,668	METHOD FOR OPHTHALMOLOGICAL SURGERY
VX1036/1	5,312,320	METHOD AND APPARATUS FOR OPHTHLOMOLOGICAL SURGERY
VX1036/3	5,219,343	METHOD AND APPARATUS FOR OPHTHLOMOLOGICAL SURGERY

TRADEMARK

REEL: 003571 FRAME: 0718

<u>Case Number</u>	<u>Patent Number</u>	<u>Title</u>
VX1038/1	5,713,892	METHOD AND APPARATUS FOR COMBINED CYLINDRICAL AND SPHERICAL EYE CORRECTIONS
VX1038/3	6,056,740	METHOD AND APPARATUS FOR COMBINED CYLINDRICAL AND SPHERICAL EYE CORRECTIONS
VX1040/5	5,507,741	PHOTHALMIC MESH AND APPARATUS FOR LASER SURGERY OF THE CORNEA
VX1040/8	5,807,379	PHOTHALMIC MESH AND APPARATUS FOR LASER SURGERY OF THE CORNEA
VX1041/	5,219,344	OPTICS AND APPARATUS FOR LASER SURGERY OF THE CORNEA
VX1045/1	6,203,539	METHODS FOR LASER SURGERY OF THE CORNEA
VX1045/3	6,755,818	METHODS FOR LASER SURGERY OF THE CORNEA
VX1046/1	5,549,597	METHODS FOR LASER SURGERY OF THE CORNEA
VX1047/1	5,556,395	METHODS FOR LASER SURGERY OF THE CORNEA
VX1048/5	5,711,762	METHODS FOR LASER SURGERY OF THE CORNEA
VX1048/8	5,735,843	METHODS FOR LASER SURGERY OF THE CORNEA
VX1049/	5,646,791	METHODS FOR LASER SURGERY OF THE CORNEA
VX1049/1	5,912,775	METHODS FOR LASER SURGERY OF THE CORNEA
VX1050/1	6,195,164	METHODS FOR LASER SURGERY OF THE CORNEA
VX1051/	5,729,564	METHODS FOR LASER SURGERY OF THE CORNEA
VX1052/1	6,302,876	METHODS FOR LASER SURGERY OF THE CORNEA
VX1052/2	6,520,958	METHODS FOR LASER SURGERY OF THE CORNEA

TRADEMARK

REEL: 003571 FRAME: 0719

<u>Case Number</u>	<u>Patent Number</u>	<u>Title</u>
VX1052/3	6,605,081	SYSTEM AND METHODS FOR IMAGING CORNEAL PROFILES
VX1052/4	6,315,413	SYSTEM AND METHODS FOR IMAGING CORNEAL PROFILES
VX1055/	5,795,351	REFRACTIVE SURGERY
VX1058/1	6,582,445	LASER CORNEAL LASER KERRATECTOMY
VX1059/1	6,299,307	REFRACTIVE LASER SURGERY
VX1060/	6,193,710	REFRACTIVE LASER SURGERY
VX1060/1	6,491,686	REFRACTIVE LASER SURGERY
VX1061/	6,251,101	REFRACTIVE LASER SURGERY
VX1061/1	6,562,026	REFRACTIVE LASER SURGERY
VX1062/	6,068,625	REFRACTIVE LASER SURGERY
VX1063/	5,966,197	REFRACTIVE LASER SURGERY
VX1063/3	6,283,954	REFRACTIVE LASER SURGERY
VX1068/1	6,319,247	REFRACTIVE LASER SURGERY
VX1070/	6,004,313	REFRACTIVE LASER SURGERY
VX1070/1	6,406,473	REFRACTIVE LASER SURGERY
VX1072/1	6,331,177	REFRACTIVE LASER SURGERY

Case Number

Patent Number

Title Case Number Patent Number Title

VX 1072 2 /

6, 8 2 1 /
63, 7

MULTIPLE BEAM LASER SCULPTING SYSTEM AND METHOD

VX 1072 3 /
X 7

6, 4 2 7 /
98, 2

MULTIPLE BEAM LASER SCULPTING SYSTEM AND METHOD

V 10 3 1 /
X 7

2, 5 /
6, 0 8 43

METHOD AND SYSTEMS FOR LASER TREATMENT OF PRESBYOPIA USING OFFSET IMAGING

V 10 3 /
X 7

6, 9 /
4, 1

METHOD AND SYSTEMS FOR LASER TREATMENT OF PRESBYOPIA USING OFFSET IMAGING

VX 10 /
V 0 8 7

, 7 3 /
6

METHOD AND SYSTEM FOR ABLATING SURFACES WITH PARTIALLY OVERLAPPING CRATERS HAVING CONSISTENT CURVATURE

DIGITAL PULSE WIDTH MODULATOR

VX 10 7 /
V 0 9

043, 30 /
7, 1

MOTION DETECTOR FOR EYE ABLATION LASER DELIVERY SYSTEMS

VX 10 8 /
V 0 1

6 8 4 /
7, 5, 73

IMPROVED INTERFACE FOR LASER EYE SURGERY DISCLOSURE

VX 10 8 /
VX 0 1 2 3

7 3 7 /
, 0, 3

IMPROVED INTERFACE FOR LASER EYE SURGERY DISCLOSURE

VX 10 8 /
VX 0 2 4

6 3 6 /
, 3, 7

GENERATING SCANNING SPOT LOCATIONS FOR LASER EYE SURGERY

VX 10 8 /
VX 0 7 8

7 0 1 2 /
6, 8, 4

UNIFORM LARGE AREA ABLATION SYSTEM AND METHOD DISCLOSURE

VX 10 6 /
VX 0 6

53 1 /
6, 0, 9

METHOD AND APPARATUS FOR DETERMINING CHARACTERISTICS OF A LASER BEAM SPOT

VX 10 9 /
VX 0 6

9 6 /
55, 935

METHOD AND APPARATUS FOR DETERMINING CHARACTERISTICS OF A LASER BEAM SPOT

VX 10 9 /
VX 0 6

7 66, 855 /
, 1

METHOD AND APPARATUS FOR DETERMINING CHARACTERISTICS OF A LASER BEAM SPOT

VX 10 9 /
VX 0 6

7 00, 376 /
, 1

METHOD AND APPARATUS FOR DETERMINING CHARACTERISTICS OF A LASER BEAM SPOT

VX 10 9 /
VX 0 6

00, 377 /
, 3

INTEGRATED SCANNING AND OCULAR TOMOGRAPHY SYSTEM AND METHOD

TRADEMARK

REEL: 003571 FRAME: 0721

<u>Case Number</u>	<u>Patent Number</u>	<u>Title</u>
VX1101/	6,419,671	OPTICAL FEEDBACK SYSTEM FOR VISION CORRECTION
VX1101/1	6,793,654	OFF CALF EDBACK SYSTEM OR VISION CORRECTION
VX1102/	6,245,059	SETBACK AT ON PR FLES OR TREATMENT OF IRREGULAR ASTIGMATISM
VX1102/1	6,572,607	OFFBACK AT ON PR FLES OR TREATMENT OF IRREGULAR ASTIGMATISM
VX1102/2	7,004,935	OFFBACK AT ON PR FLES OR TREATMENT OF IRREGULAR ASTIGMATISM
VX1106/1	6,592,574	OFFBACK AT ON PR FLES OR TREATMENT OF IRREGULAR ASTIGMATISM
VX1115/1	6,768,576	OFFBACK AT ON PR FLES OR TREATMENT OF IRREGULAR ASTIGMATISM
VX1121/	6,488,676	OFFBACK AT ON PR FLES OR TREATMENT OF IRREGULAR ASTIGMATISM
VX1123/1	6,816,316	OFFBACK AT ON PR FLES OR TREATMENT OF IRREGULAR ASTIGMATISM
VX1124/1	6,322,216	OFFBACK AT ON PR FLES OR TREATMENT OF IRREGULAR ASTIGMATISM
VX1127/1	7,108,691	OFFBACK AT ON PR FLES OR TREATMENT OF IRREGULAR ASTIGMATISM
VX1135/1	6,685,319	OFFBACK AT ON PR FLES OR TREATMENT OF IRREGULAR ASTIGMATISM
VX1141/	6,864,478	OFFBACK AT ON PR FLES OR TREATMENT OF IRREGULAR ASTIGMATISM
VX1143/	6,932,808	OFFBACK AT ON PR FLES OR TREATMENT OF IRREGULAR ASTIGMATISM
VX1144/1	7,044,602	OFFBACK AT ON PR FLES OR TREATMENT OF IRREGULAR ASTIGMATISM
VX1146/1	7,040,759	OFFBACK AT ON PR FLES OR TREATMENT OF IRREGULAR ASTIGMATISM
VX1156/1	7,083,609	OFFBACK AT ON PR FLES OR TREATMENT OF IRREGULAR ASTIGMATISM
VX1158/1	7,077,838	OFFBACK AT ON PR FLES OR TREATMENT OF IRREGULAR ASTIGMATISM

TRADEMARK

REEL: 003571 FRAME: 0722

Case Number

Patent Number

Title

VX1165/	6,910,770	YE REFRACTOR WITH ACTIVE MIRROR WAVEFRONT SENSOR
VX1165/1	7,128,416	EYE REFRACTOR WITH ACTIVE MIRROR WAVEFRONT SENSOR
VX1166/	7,175,278	AV F ONTREC NSTRUCION USINGFOUR INFORMATION AND DIRECT INTEGRATION
VX1166/1	7,168,807	WAVEFRONTRECORDING USINGFOUR INFORMATION AND DIRECT INTEGRATION
VX1167/	6,973,112	WAVEFRONTRECORDING USINGFOUR INFORMATION AND DIRECT INTEGRATION
VX1168/1	6,964,659	WAVEFRONTRECORDING USINGFOUR INFORMATION AND DIRECT INTEGRATION
VX1196/	6,050,687	WAVEFRONTRECORDING USINGFOUR INFORMATION AND DIRECT INTEGRATION
VX1196/1	6,155,684	WAVEFRONTRECORDING USINGFOUR INFORMATION AND DIRECT INTEGRATION
VX1197/	436,665	WAVEFRONTRECORDING USINGFOUR INFORMATION AND DIRECT INTEGRATION
VX1249/	5,398,986	WAVEFRONTRECORDING USINGFOUR INFORMATION AND DIRECT INTEGRATION
VX1218/	7,206,132	WAVEFRONTRECORDING USINGFOUR INFORMATION AND DIRECT INTEGRATION

SL

WFS Granted Patents

<u>Case Number</u>	<u>Patent Number</u>	<u>Title</u>
WFS.000/	6,130,419	FIXED MOUNT WAVEFRNT SENSOR
WFS.001/	6,184,974	PARATUS AND METHO D FOR VALUATING A TARGET LARGER THAN A MEASURING APERTURE OF A SENSOR
WFS.002/	6,052,180	AP TU A E H D C RIZING PULSED LI T BEAM PARAS ND M T O F HARA TE GH S
WFS.002/1	6,547,395	AP ARAT A E H D O R CHARACT RI UL D LI T BEAM S ZINGP SE T BEAM S
WFS.003/1	6,376,819	U LENS SP IA OLU FTI HA K-HARTM ANN W A EF O T NSING NO F LE OR UST A RI I F A RI
WFS.004/1	6,656,373	S A RE S ON S ANN W V SE AP B IZE M CR L FOR TM WAV FRON S R G AND METH D OR F BRICATING D O R F I L EN HAR
WFS.004/2	6,864,043	S E M O-L ARTMANN W FR SE S AN E ODF R AB TIN IZ D R S N FOR AV ON T N IN G DM TH O F CA G
WFS.005/1	6,624,896	AP O RE PROF S SES H DE P I LE O FOR LOG O S F AC ATN SAN S ACE AN EM AN M T R ET RO Y URF E L S
WFS.006/	6,550,917	S O T P L Y D ALS SN D G X E I N CHNIQ ES A W EFRONT NSOR IN U I NG YNAMI R HA NS M N FOR AV EFRONT E C D S C N G LMI T M A O T E T U
WFS.007/1	6,634,750	I O AVEF O UR EN Y S S Y S M D O O P I G O C L SYSTEM TO EOG H W C R N Y I T E M TH F AP N I T A
WFS.008/1	6,607,274	RAP M NCOMP T IUA PERF RM E FR M B DCTIVE C R AB E IO U F R S V O
WFS.009/1	6,790,688	E H RE R S T MEA O F I ASS F RING D T ET A S
WFS.010/1	6,908,196	YST H T M H O T O IN TI REC V P RO E DURE WITH S EAL M E D T F E E RM C
WFS.011/1	6,819,413	M E F D A D AN W E E OF RET I S P M PE STING AN A IN A E R N AN HO EN E Y M OR N M L YZ V F O T OPT ICAL D I S NS S

TRADEMARK

<u>Case Number</u>	<u>Patent Number</u>	<u>Title</u>
WFS.017/1	7,078,665	SYSTEM AND METHOD OF WAVEFRONT SENSING
WFS.017/2	7,122,774	SYSTEM AND METHOD OF WAVEFRONT SENSING

SCHEDULE B
TRADEMARKS

AMO & VISX: US Pending & Registered Trademarks

Report Date: 6/27/2007

Page: 1

Owner: ADVANCED MEDICAL OPTICS, INC.

ID	Country	Mark	Classes	App. #	App. Dt	Reg. #	Reg. Dt	Allow. Dt	ITU
18662	United States	ACTIVE MOISTURE FOR YOUR ACTIVE LIFE	5	78/652593	6/16/2006			5/23/2006	No
12359	United States	ADVANCED MEDICAL OPTICS	5, 10	78/102990	1/16/2002	2,949,518	5/10/2005	1/21/2003	Yes
17798	United States	AMO	5	78/102,985	1/16/2002	3,029,980	12/13/2005		No
8129	United States	AMO	10	74/108518	10/23/1990	1688907	5/26/1992		No
9652	United States	AMO	10	75/703290	5/11/1999	2351723	5/23/2000		No
19769	United States	AMO & Design	5	77/113,517	2/22/2007				No
19767	United States	AMO & Design	5	883656	1/2/2006	IR 0883656	1/2/2006		No
19565	United States	AMO & Design	5, 10	79/025,884	9/21/2005	IR 0890420	9/21/2005		No
12564	United States	AMO & Design	5, 10	78/120610	4/9/2002	3,169,287	11/7/2006	1/3/2006	No
19143	United States	AMO Advanced Medical Optics, Inc. & Design	5, 10	79/027763	9/21/2005	IR 0895666	9/21/2005		No
12408	United States	AMO Advanced Medical Optics, Inc. & Design	5, 10	78/118476	3/29/2002	2,863,586	7/13/2004	8/19/2003	Yes
19356	United States	AMO iTEC & Design	10	78/920,200	6/29/2006				No
19215	United States	AMO OPTIBLUE	10	79/027763	5/31/2006	IR 0891491	5/31/2006		No
8131	United States	AMO PRESTIGE	10	74/329049	11/5/1992	1839921	6/14/1994		No
8133	United States	AMO PRESTIGE & DESIGN	10	74/345802	1/5/1993	1854093	9/13/1994		No
19780	United States	AMO UNIVERSITY & Design	41	77/168214	4/27/2007				No
8149	United States	ARRAY	10	74/070553	6/14/1990	1670788	12/31/1991		No
8150	United States	ARRAY DESIGN	10	75/333421	7/31/1997	2250369	6/1/1999	8/11/1998	Yes
18091	United States	BAERVELDT	10	74/217,381	1/16/2003	1,751,151	3/31/2003		No
18089	United States	BALANCED VIEW OPTICS	10	78/500,809	10/15/2004			1/3/2006	Yes
19608	United States	BLINK	5	78/645,591	6/7/2005				No
18031	United States	BLINK CONTACTS & Design	5	78/440,677	6/24/2004				No
19033	United States	BLINK GELTEARS	5	78824375	2/27/2006				No
18962	United States	BLINK OMEGA TEARS	5	79/023370	1/2/2006	IR 0883656	1/2/2006		No
81160	United States	BLINK-N-CLEAN	5	73/814944	7/26/1989	1613501	9/18/1990		No
8182	United States	CLARIFLEX	10	75131022	7/8/1996	2106704	10/21/1997		No
2469	United States	COEASE	5	78/120338	4/8/2002	2,880,224	8/31/2004	2/11/2003	Yes
8198	United States	COMPLETE	5	74/239941	1/24/1992	1848047	8/2/1994		No
8200	United States	COMPLETE LOGO	5	74/421086	7/23/1993	1881148	2/28/1995		No
17897	United States	COMPLETE MOISTUREPLUS	5	78/236,451	4/10/2003	3216207	3/6/2007	5/2/2006	No

TRADEMARK

AMO & VISX: US Pending & Registered Trademarks

Report Date: 6/27/2007

Page:

2

18661	United States	COMPLETE REVITALIZE	5	78652578	6/16/2005	3231260	4/17/2007	6/6/2006	No
18087	United States	DEFINING FUNCTIONAL VISION	10	78500,804	10/15/2004				Yes
8218	United States	DIPLOMAX	10	74671661	5/9/1995	2112671	11/11/1997		No
8222	United States	DURALENS	10	74647179	3/15/1995	2154004	4/28/1998		No
8231	United States	ENDOSOL	5	73481,001	5/18/1984	1,316,522	1/29/1985		No
8247	United States	EXTENDED WEAR LENS CARE	3	73603316	6/9/1986	1,469,580	12/22/1987		No
19716	United States	FUSION	10	77059,886	12/8/2006				No
18061	United States	GMAQUA	9	79004941	7/30/2004	3076859	4/4/2006		No
17913	United States	GOES IN, GOES ON, GOES ALL DAY	41	78253,960	5/23/2003	2,924,300	2/1/2005	5/11/2004	Yes
17914	United States	IMPROVING LENS CARE...ENHANCING LENS WEAR	41	78253,978	5/23/2003	2,840,343	5/11/2004		Yes
9364	United States	LAMINAR	10	75559573	9/25/1998	2365255	7/4/2000	11/2/1999	Yes
8304	United States	LENS-WET	5	683,908	9/14/1987	1,485,929	4/26/1988		No
18937	United States	LIFESTYLE VISION	41	78788,900	1/10/2006				No
8799	United States	MAXPAK	10	74732459	9/20/1995	2112746	11/11/1997		No
19113	United States	OCUPURE	1	78850358	3/30/2006				Yes
8350	United States	OMS & DESIGN	10	73611155	7/24/1986	1453099	8/18/1987		No
19604	United States	OPTIBLUE	10	79027977	8/1/2006	IR 0896150	8/1/2006		No
8358	United States	OPTICAL MICRO SYSTEMS	10	73611159	7/24/1986	1478138	2/23/1988		No
19111	United States	OPTIEDGE	10	79025945	4/6/2006	3206479	2/6/2007		No
8387	United States	PHACOFIT	10	75225962	1/15/1997	2194222	10/6/1998	1/13/1998	Yes
8436	United States	RESOLVE/GP	5	808160	6/21/1989	1582202	2/13/1990		No
18074	United States	REZOOM & DEVICE	10	79007198	8/5/2004	3068409	3/14/2006		No
8829	United States	SENSOR	10	75386962	11/10/1997	2371475	7/25/2000	12/8/1998	Yes
8449	United States	SI40NB	10	75277109	4/18/1997	2149434	4/7/1998		No
8828	United States	SOVEREIGN	10	75393735	11/20/1997	2341753	4/11/2000		No
9653	United States	SOVEREIGN & DESIGN	10	75703275	5/11/1999	2379111	8/22/2000		No
18032	United States	STABLEYES	10	78409,762	4/28/2004	2,987,452	8/23/2005		No
17912	United States	STABLEYES and Design	41	78253,331	5/22/2003	3,075,504	4/4/2006		No
8476	United States	STYLE KEEPER	9	659,865	5/11/1987	1,470,526	12/29/1987		No
8517	United States	TECNIS	10	78061,968	5/4/2001	2744920	7/29/2003		No
8508	United States	ULTRACARE	5	74146050	3/7/1991	1735598	11/24/1992		No
12674	United States	ULTRACARE	9	78125918	5/2/2002	2,870,430	8/3/2004	2/25/2003	Yes
8510	United States	ULTRAZYME	5	73668,772	6/26/1987	1585267	3/6/1990		No
8514	United States	UNFOLDER	10	75188890	10/28/1996	2192682	9/29/1998	2/17/1998	Yes

Printed by Donna Bastardo on 6/27/2007 4:38:20 PM

TRADEMARK

REEL: 003571 FRAME: 0729

AMO & VISX: US Pending & Registered Trademarks

Report Date: 6/27/2007

Page: 3

ID	Country	Mark	Classes	App. #	App. Dt	Reg. #	Reg. Dt	Allow. Dt	ITU
17867	United States	VERIFLEX	10	78/190,691	12/3/2002			4/5/2005	No
12642	United States	VERISYSE	10	78/120939	4/10/2002	2,944,770	4/26/2005	1/7/2003	Yes
19712	United States	VISION FOR LIFE	42	76/065738	6/6/2000	2,463,918	6/26/2001		No
8521	United States	VISION SELECT	5	74/556917	8/3/1994	2089518	8/19/1997		No
8525	United States	VITRAX	5	73/617224	8/28/1986	1460574	10/13/1987		No
8528	United States	WET-N-SOAK PLUS	5	73/810044	6/30/1989	1650546	7/16/1991		No
11882	United States	WHITESTAR	9	78/082605	9/5/2001	2,867,692	7/27/2004	4/2/2002	Yes
12179	United States	WHITESTAR & DESIGN	9	78/094564	11/21/2001	2,774,121	10/14/2003	11/5/2002	Yes
19715	United States	WHITESTAR SIGNATURE	10	77/059942	12/8/2006				No

ID	Country	Mark	Classes	App. #	App. Dt	Reg. #	Reg. Dt	Allow. Dt	ITU
Owner: VISX, Inc.									
3400 Central Expressway, Santa Clara, California, United States, 95051									
19466	United States	ACTIVETRAK	10	76/116058	8/24/2000	2685296	2/11/2003		No
19535	United States	ADDEDVUE	10	78/235439	4/8/2003	2898256	10/26/2004		No
19114	United States	ADVANCED CUSTOMVUE	10	78/851881	3/31/2006			2/6/2007	Yes
19536	United States	CAP METHOD	10	78/163131	9/11/2002	2802327	1/6/2004		No
19459	United States	CUSTOM-CAP	09	76/372827	2/19/2002	2722511	6/3/2003		No
19483	United States	CUSTOMVUE	10	78/768879	12/7/2005	3,158,680	10/17/2006		No
19341	United States	CUSTOMVUE (Stylized)	10	78/231477	3/28/2003	2898243	10/26/2004		No
19342	United States	CUSTOMVUE INDIVIDUALIZED LASER VISION CORRECTION & Design	10	78/295760	9/3/2003	2897343	10/26/2004		No
19458	United States	GO BEYOND ZERNIKE	10	78/320476	10/29/2003	3110024	6/27/2006		No
19534	United States	INNOVATION THAT TRANSCENDS CONVENTION	10	78/320119	10/29/2003	2958566	3/31/2005		No
19461	United States	PERFORMANCE VISION	10	75/728915	6/15/1999	2812008	2/10/2004		No
19462	United States	PERSONAL BEST VISION	10	78/795757	1/20/2006			10/24/2006	No
19463	United States	PREVUE	10	76/168065	11/15/2000	2629168	10/1/2002		No
19612	United States	REGISTRATION + RESOLUTION	10	78/956,502	8/21/2006				Yes
19343	United States	STAR S3	10	76/001454	3/16/2000	2442595	4/10/2001		No
19460	United States	STAR S3 ACTIVETRAK	10	76/116066	8/24/2000	2701707	4/1/2003		No
19467	United States	STAR S4	10	78/295749	9/3/2003	3057096	2/7/2006		No
19537	United States	STAR S4 (Stylized)	10	78/295756	9/3/2003	3053051	1/31/2006		No
19464	United States	STAR S4 IR	10	78/429007	6/2/2004	3086431	4/25/2006		No
19344	United States	STARS4IR (Stylized)	10	78/429011	6/2/2004	3086432	4/25/2006		No

TRADEMARK

AMO & VISX: US Pending & Registered Trademarks

Report Date: 6/27/2007

Page:

4

19465	United States	10	TECHNOLOGY THAT	78/320112	10/29/2003	2958564	5/31/2005	No
			TARGETS PERFECTIONS					No
19456	United States	10	THE FINGERPRINT OF	76/264126	5/29/2001	2687310	2/11/2003	No
			YOUR VISION					No
19457	United States	10	TREAT WITH CERTAINTY	78/320117	10/29/2003	2958565	5/31/2005	No
19340	United States		VEROS	78/626138	5/9/2005			No
19268	United States	10	VEROS (Stylized)	78/703770	8/30/2005			No
19454	United States	10	VISIONKEY	74/287430	6/19/1992	1825790	3/8/1994	No
19455	United States	09	VISIONKEY	76/426156	6/27/2002	2731733	7/1/2003	No
19349	United States	10, 41	VISX	75/308761	6/13/1997	2220112	1/26/1999	No
19350	United States	10, 41	VISX & Design	75/308759	6/13/1997	2221260	2/2/1999	No
19474	United States	10	VISX STAR	78/295747	9/3/2003	2903345	11/16/2004	No
19475	United States	10	VISX STAR S3	76/001674	3/16/2000	2628879	10/1/2002	No
19476	United States	10	VISX STAR S3	76/123681	9/7/2000	2629086	10/1/2002	No
			ACTIVETRAK					No
19479	United States	10	VISX STAR S4	78/295751	9/3/2003	3057097	2/7/2006	No
19713	United States	10	VISX TECHNOLOGY	78/795,752	1/20/2006			No
19478	United States	41	VISX UNIVERSITY	75/381800	10/30/1997	2275439	9/7/1999	No
19351	United States	10	VISX WAVEPRINT	76/317270	9/25/2001	2825755	3/23/2004	No
19477	United States	10	VISX WAVESCAN	76/046030	5/11/2000	2546196	3/12/2002	No
19348	United States	10, 41	VISX WE MAKE THINGS CLEAR & Design	75/308508	6/13/1997	2223736	2/16/1999	No
19470	United States	16	VISXPRESS	75/308757	6/13/1997	2322759	2/29/2000	No
19471	United States	10	VRR	78/320124	10/29/2003	2958567	5/31/2005	No
19542	United States	10	VSS REFRACTIVE	78/777676	12/20/2005			No
19472	United States	10	WAVEPRINT	75/927815	2/25/2000	2577225	6/11/2002	No
19347	United States	10	WAVEPRINT & Design	76/028733	4/18/2000	2570791	5/21/2002	No
19391	United States	10	WAVESCAN	78/927587	2/25/2000	2535622	2/5/2002	No
19353	United States	10	WAVESCAN & Design	76/028730	4/18/2000	2616476	9/10/2002	No
19480	United States	10	WAVESCAN WAVEFRONT	76/012123	3/28/2000	2572793	5/28/2002	No
19481	United States	10, 41	WE MAKE THINGS CLEAR	75/308774	6/13/1997	2220113	1/26/1999	No

TRADEMARK

REEL: 003571 FRAME: 0731

Intralase: US Pending & Registered Trademarks

Mark	Country Name	Application Number	Application Date	Registration Number	Registration Date	Classes
DOTS & SWOOSH DESIGN	United States	76/297,473	8/10/2001	2,545,050	3/5/2002	(10)
DOTS DESIGN	United States	76/369,579	2/12/2002	2,639,485	10/22/2002	(10)
FUSION	United States	77/007,923	9/26/2006			(10)
I & DESIGN	United States	76/034,682	4/26/2000	2,521,247	12/18/2001	(10)
INTRALASE	United States	76/372,290	2/20/2002	2,671,876	1/7/2003	(10)
INTRALASE	United States	76/024,122	4/12/2000	2,643,732	10/29/2002	(10)
INTRALASE I & DESIGN	United States	76/034,681	4/26/2000	2,598,853	7/23/2002	(10)
INTRALASIK	United States	76/024,123	4/12/2000	2,602,097	7/30/2002	(10)
INTRALASIK	United States	76/320,582	10/3/2001	2,641,001	10/22/2002	(9)
PRECISION LASER TECHNOLOGY	United States	76/288,896	7/23/2001	2,644,802	10/29/2002	(10)
THE NEW SHAPE OF VISION	United States	76/034,680	4/26/2000	2,595,372	7/16/2002	(10)

SCHEDULE C

COPYRIGHTS

Owner: ADVANCED MEDICAL OPTICS, INC.

Title	Registration No. Registration Date
Whitestar Technology	TX-5-484-107 01/10/02

Owner: VISX, INC.

Title	Registration No. Registration Date
Acuity Mapper	VA-1-064-805 11/24/99