

TRADEMARK ASSIGNMENT

Electronic Version v1.1
 Stylesheet Version v1.1

SUBMISSION TYPE:		NEW ASSIGNMENT	
NATURE OF CONVEYANCE:		CONDITIONAL ASSIGNMENT	
CONVEYING PARTY DATA			
Name	Formerly	Execution Date	Entity Type
Cheetah USA Corporation		01/16/2009	CORPORATION: NEVADA
RECEIVING PARTY DATA			
Name:	Leviton Manufacturing Co., Inc.		
Street Address:	59-25 Little Neck Parkway		
City:	Little Neck		
State/Country:	NEW YORK		
Postal Code:	11362		
Entity Type:	CORPORATION: DELAWARE		
PROPERTY NUMBERS Total: 4			
Property Type	Number	Word Mark	
Registration Number:	3493280	RENU	
Registration Number:	2965651	EVERYTHING ELSE IS SCREWED	
Registration Number:	2914907	CHEETAH SPEED SYSTEMS	
Registration Number:	2914906	CHEETAH SPEED SYSTEMS	
CORRESPONDENCE DATA			
Fax Number:	(631)501-3526		
	<i>Correspondence will be sent via US Mail when the fax attempt is unsuccessful.</i>		
Phone:	6315015700		
Email:	mgoldman@cdfslaw.com		
Correspondent Name:	Carter, DeLuca, Farrell & Schmidt, LLP		
Address Line 1:	445 Broad Hollow Rd.-Ste. 420		
Address Line 4:	Melville, NEW YORK 11747		
ATTORNEY DOCKET NUMBER:	1640-63		
NAME OF SUBMITTER:	George Likourezos		

CH \$115.00 3493280

Signature:	/George Likourezos/
Date:	04/29/2009
Total Attachments: 6 source=ExF_Assmt_1640_63#page1.tif source=ExF_Assmt_1640_63#page2.tif source=ExF_Assmt_1640_63#page3.tif source=ExF_Assmt_1640_63#page4.tif source=ExF_Assmt_1640_63#page5.tif source=ExF_Assmt_1640_63#page6.tif	

EXHIBIT F

For: U.S. and/or Foreign Rights
For: U.S. Applications and/or U.S. Patents
By: Inventor(s) or Present Owner

ASSIGNMENT OF INTELLECTUAL PROPERTY TO LICENSEE BY LICENSOR

In consideration of and only upon the receipt by **Cheetah USA Corporation** (LICENSOR/ASSIGNOR), a Nevada corporation having a principle place of business at 9091 Sandy Parkway, Sandy, Utah 84070, of all payments owed by and from **Leviton Manufacturing Co., Inc.** (LICENSEE/ASSIGNEE), a Delaware corporation having a principle place of business at 59-25 Little Neck Parkway, Little Neck, New York 11362, pursuant to that certain TECHNOLOGY LICENSING AGREEMENT executed by the LICENSOR/ASSIGNOR and LICENSEE/ASSIGNEE on January 16 2009, and for other good and valuable consideration, the sufficiency of which is hereby acknowledged by LICENSOR/ASSIGNOR and LICENSEE/ASSIGNEE,

LICENSOR/ASSIGNOR:

(Inventor(s) or person(s) or entity(es) who own the invention)

CHEETAH USA CORPORATION

(Type or print name of name of LICENSOR/ASSIGNOR)

9091 Sandy Parkway
Sandy UT 84070

(Type or print address)

Nevada USA
Nationality

who is the owner of a 100% interest in all the intellectual property identified by the attached Schedule One by virtue of one or more Assignments:

Recorded on [see schedule 1/Cheetah]
Reel _____
Frame _____

does hereby assign and transfer to

LICENSEE/ASSIGNEE:

LEVITON MANUFACTURING CO., INC.
(Type or print name of LICENSEE/ASSIGNEE)

59-25 Little Neck Parkway

Little Neck, New York 11362

USA
Nationality

and the successors, assigns and legal representatives of the LICENSEE/ASSIGNEE

the entire right, title and interest in the intellectual property identified by the attached Schedule One

an undivided _____ percent (_____%) interest for the United States and its territorial possessions

(check the following box if foreign rights are also to be automatically assigned)

and in all foreign countries, including all rights to claim priority, in and to any and all improvements which are disclosed in the intellectual property identified by the attached Schedule and any legal equivalent thereof in a foreign country, including the right to claim priority and, in and to, all Letters Patent obtained and to be obtained for said intellectual property identified by the attached Schedule and any continuation, division, renewal, or substitute thereof, and as to letters patent any reissue or re-examination thereof, which assignment shall immediately be effective upon, and only upon the satisfaction of all of the conditions set forth in the TECHNOLOGY LICENSING AGREEMENT, including, without limitation, all payment obligations owed by LICENSEE/ASSIGNEE to LICENSOR/ASSIGNOR as set forth therein.

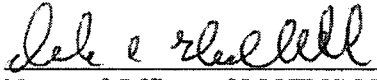
In connection with the foregoing assignment to LICENSEE/ASSIGNEE, LICENSOR/ASSIGNOR hereby covenants that (i) no assignment, sale, agreement or encumbrance has been or will be made or entered into which would conflict with this assignment and that this assignment will be an assignment of a 100% interest in all the intellectual property identified by the attached Schedule One. Moreover, this assignment and its terms have been read and understood by LICENSOR/ASSIGNOR and LICENSEE/ASSIGNEE to call for the automatic and irrevocable assignment to LICENSEE/ASSIGNEE of the intellectual property identified by the attached Schedule One once LICENSEE/ASSIGNEE has satisfied all of the terms and conditions of the TECHNOLOGY LICENSE AGREEMENT. The TECHNOLOGY LICENSING AGREEMENT is incorporated herein in its entirety by reference, but subject to its confidentiality provisions.

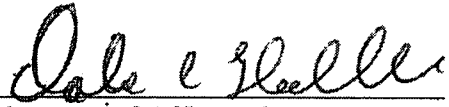
LICENSOR/ASSIGNOR further covenants that LICENSEE/ASSIGNEE will, upon reasonable request, be provided promptly with all pertinent facts and documents relating to the intellectual property identified by the attached Schedule One and legal equivalents as may be known and accessible to LICENSOR/ASSIGNOR and will testify, at LICENSEE/ASSIGNEE's expense, as to the

same in any interference, litigation or proceeding related thereto and will promptly execute and deliver to LICENSEE/ASSIGNEE or its legal representatives any and all other necessary papers, instruments or affidavits required to apply for, obtain, maintain, issue and enforce said intellectual property and said equivalents thereof which may be necessary or desirable to carry out the purposes set forth in this assignment.


IN WITNESS WHEREOF, I/We have hereunto set hand and seal this


1-16-2009
(Date of signing)


Name of Officer of LICENSOR/ASSIGNOR
C.E.O.
Title


Signature of Officer of LICENSOR/ASSIGNOR
1-16-2009
Date

Execution Witnessed By:


Name of Witness
President
Title of Witness


Signature of Witness
1/16/09
Date

NOTE: No witnessing, notarization or legalization is necessary. If the assignment is notarized or legalized then it will only be prima facie evidence of execution 35 USC 261.

STATE OF _____)
) ss.
COUNTY of _____)

On _____, 2009, before me, _____, personally appeared

_____, personally known to me (or proved to me on the basis of satisfactory evidence) to be the person whose name is subscribed to the within instrument and acknowledged to me that he/she executed the same in his/her authorized capacity, and that by his/her signature on the instrument the person, or the entity upon behalf of which the person acted, executed the instrument.

WITNESS my hand and official seal.

Signature _____

(Seal)

My commission expires on _____.

Schedule One
Patents and Patent Applications

Publication Number	Application Number	Title	Publication Date	Application Date
WO06091275A3	WO2006US0000879	WIDE SAFETY STRAP FOR ELECTRICAL FIXTURES	8/31/2006	1/11/2006
WO06091275A2	WO2006US0000879	WIDE SAFETY STRAP FOR ELECTRICAL FIXTURES	8/31/2006	1/11/2006
WO02071426A3	WO2002US0007472	QUICK ASSEMBLING CONNECTION BOX APPARATUS AND METHOD	9/12/2002	3/5/2002
WO02071426A2	WO2002US0007472	QUICK ASSEMBLING CONNECTION BOX APPARATUS AND METHOD	9/12/2002	3/5/2002
USD0580740	US2007000280686F	Double-toggle cover plate	11/18/2008	6/4/2007
USD0563909	US2007000280684F	Wide-strap adapter	3/11/2008	6/4/2007
USD0577985	US2007000280683F	Switch cover plate	10/7/2008	6/4/2007
USD0576962	US2007000280682F	Wide-strap dimmer switch	9/16/2008	6/4/2007
USD0576961	US2007000280681F	Wide-strap paddle switch	9/16/2008	6/4/2007
USD0576866	US2007000280680F	Outlet fixture cover plate	6/24/2008	6/4/2007
USD0571730	US2007000280679F	Wide-strap outlet fixture	9/16/2008	6/4/2007
USD0573006	US2007000280678F	Toggle-switch cover plate	6/24/2008	6/4/2007
USD0571729	US2007000280676F	Wide-strap decorative outlet	7/15/2008	6/4/2007
US7318732	US2006000605721	Wide safety strap for electrical fixtures	6/24/2008	6/4/2007
US7306482	US2006000496266	Electrical connection box	1/15/2008	11/29/2006
US7342173	US2006000329986	Multi-directional-port junction box	12/11/2007	7/31/2006
US7284996	US2006000328650	Wide safety strap for electrical fixtures	3/11/2008	1/11/2006
US7395598	US2005000286090	Face plate securement method	10/23/2007	1/10/2006
US7083467	US2005000031452	Connection box stabilizer	7/8/2008	11/23/2005
US7048575	US2004000843870	Panel-mounted, low voltage terminal	8/1/2006	1/7/2005
US7049511	US2004000811764	Connection box stabilizer	5/23/2006	5/12/2004
US7077695	US2004000793186	Clip-on face plate for electrical fixtures	5/23/2006	3/29/2004
US7118413	US2003000435716	Quick assembling electrical connection box apparatus and method	7/18/2006	3/4/2004
US6840800	US2003000342701	Deflecting securement anchor for electrical fixtures	10/10/2006	5/8/2003
US6679725	US2002000317612	Clip-on cover plate for electrical fixtures	1/11/2005	1/15/2003
US6609927	US2001000974306	Clip-on cover plate for electrical fixtures	1/20/2004	12/12/2002
US2008113535A1	US2008000014061	Quick assembling electrical connection box apparatus and method	8/26/2003	10/10/2001
US2008272925A1	US2007000743817	WIDE SAFETY STRAP FOR ELECTRICAL FIXTURES	5/15/2008	1/14/2008
US2007066133A1	US2006000542746	Safety-Enhanced Electrical Circuit Interrupter	11/6/2008	5/3/2007
US2006258207A1	US2006000438481	Quick assembling electrical connection box apparatus and method	3/22/2007	10/4/2006
US2006079125A1	US2005000286033	Panel-mounted, low voltage terminal	11/16/2006	5/22/2006
US2004134678A1	US2003000744509	Connection box assembly method	4/13/2006	11/23/2005
CA2594622AA	CA2006002594622	Clip-on cover plate for electrical fixtures	7/15/2004	12/23/2003
AU2335502AA	AU2002000335502	WIDE SAFETY STRAP FOR ELECTRICAL FIXTURES	8/31/2006	1/11/2006
		Quick assembling connection box apparatus and method	9/19/2002	3/5/2002

Trademarks

Serial/Registration No.	Mark
3,493,280	RENU
2,965,651	EVERYTHING ELSE IS SCREWED
2,914,907	CHEETAH SPEED SYSTEMS
2,914,906	CHEETAH SPEED SYSTEMS

Schedule One/Cheetah

Issued Patents and Pending Patent Applications of Cheetah USA Corp.

Title	Serial No./Filing Date	Patent No./ Issue Date	Assignment Recorded
Quick Assembling Electrical Connection Box Apparatus and Method	Serial No.: 09/974,306 Filed: 10/10/2001	Patent No.: 6,609,927 Issued: 08/26/2003	Yes
Quick Assembling Connection Box Apparatus and Method (Chinese Application)	Serial No.: 02809100.0 Filed: 3/5/2002		See: 09/974,306
Quick Assembling Connection Box Apparatus and Method (Hong Kong Application)	Serial No.: 05106990.8 Filed: 10/12/2005		See: 09/974,306
Deflecting Securement Anchor for Electrical Fixtures	Serial No.: 10/342,701 Filed: 1/15/2003	Patent No.: 6,840,800 Issued: 1/11/2005	See: 09/974,306
Connection Box Stabilizer	Serial No.: 10/811,764 Filed: 3/29/2004	Patent No.: 7,049,511 Issued: 5/23/2006	See: 10/342,701 and 09/974,306
Quick Assembling Electrical Connection Box Apparatus and Method	Serial No.: 10/435,715 Filed: 5/8/2003	Patent No.: 7,118,413 Issued: 10/10/2006	See: 09/974,306
Connection Box Stabilizer	Serial No.: 11/031,452 Filed: 1/7/2005	Patent No.: 7,083,467 Issued: 8/1/2006	See: 09/974,306
Electrical Connection Box	Serial No.: 11/496,266 Filed: 7/31/2006	Patent No.: 7,306,482 Issued: 12/11/2007	Yes
Connection Box Assembly Method	Serial No.: 11/286,033 Filed: 11/23/2005		See: 09/974,306
Face Plate Securement Method	Serial No.: 11/286,090 Filed: 11/23/2005	Patent No.: 7,395,598 Issued: 7/8/2008	See: 09/974,306
Pronged, Screwless Face Plate	Serial No. 11/542/746 Filed: 10/4/2006		See: 09/974,306
Clip-On Face Plate for Electrical Fixtures	Serial No. 10/317,612 Filed: 12/12/2002	Patent No. 6,679,725 Issued: 1/20/2004	Yes
Clip-On Face Plate for Electrical Fixtures	Serial No.: 10/792,186 Filed: 3/4/2004	Patent No.: 7,077,695 Issued: 7/18/2006	See: 10/317,612
Quick Assembling, Low Voltage Terminal	Serial No.: 10/843,870 Filed: 5/12/2004	Patent No.: 7,048,575 Issued: 5/23/2006	Yes
Wide Safety Strap for Electrical Fixtures	Serial No.: 11/328,650 Filed: 1/10/2006	Patent No.: 7,284,996 Issued: 10/23/2007	Yes
Wide Safety Strap for Electrical Fixtures (Canadian Application)	Serial No.: 2,594,622 Filed: 01/11/2006		Not in Canada; see parent U.S. case

Title	Serial No./Filing Date	Patent No./ Issue Date	Assignment Recorded
Wide Safety Strap for Electrical Fixtures	Serial No.: 11/605,721 Filed: 11/29/2006	Patent No: 7,318,732 Issued: 01/15/2008	See: 11/328,650
Wide Safety Strap for Electrical Fixtures	Serial No.: 12/014,061 Filed: 01/14/2008		See: 11/328,650
Multi-Directional-Port Junction Box	Serial No.: 11/329,986 Filed: 1/11/2006	Patent No.: 7,342,173 Issued: 3/11/2008	Yes
DIMMER APPARATUS AND METHOD	Serial No.: 61/015,667 Filed: 12/21/2007		
DESIGNER-STYLE DIMMER APPARATUS AND METHOD	Serial No.: 12/027,189 Filed: 02/06/2008		Yes
TOGGLE-STYLE DIMMER APPARATUS AND METHOD	Serial No.: 12/027,197 Filed: 02/06/2008		Yes
Safety-Enhanced Electrical Circuit Interrupter	Serial No.: 11/743,817 Filing Date: 05-03-2007		Yes
Wide-Strap Decorative Outlet	Serial No.: 29/280676 Filed: 6/4/2007	Patent No. D571,729 Issued: 06/24/2008	Yes
Toggle-Switch Cover Plate	Serial No.: 29/280678 Filed: 6/4/2007	Patent No. D573,006 Issued: 07/15/2008	Yes
Wide-Strap Outlet Fixture	Serial No.: 29/280679 Filed: 6/4/2007	Patent No. D571,730 Issued: 06/24/2008	Yes
Outlet Fixture Cover Plate	Serial No.: 29/280680 Filed: 6/4/2007	Parent No. D576,866 Issued: 09/16/2008	Yes
Wide-Strap Paddle Switch	Serial No.: 29/280681 Filed: 6/4/2007	Patent No. D576,961 Issued: 09/16/2008	Yes
Wide-Strap Dimmer Switch	Serial No.: 29/280682 Filed: 6/4/2007	Patent No.: D576,962 Issued: 09/16/2008	Yes
Decorative Switch Cover Plate	Serial No.: 29/280683 Filed: 6/4/2007	Patent No.: D577,985 Issued: 10/07/2008	Yes
Wide-Strap Adapter	Serial No.: 29/280684 Filed: 6/4/2007	Patent No.: D563,909 Issued: 3/11/2008	Yes
Double Decorative Switch Cover Plate	Serial No.: 29/280685 Filed: 6/4/2007		Yes
Double-Toggle Cover Plate	Serial No.: 29/280686 Filed: 6/4/2007	Patent No. D580,740 Date: 11/18/2008	Yes