

## TRADEMARK ASSIGNMENT COVER SHEET

Electronic Version v1.1  
 Stylesheet Version v1.2

ETAS ID: TM399543

<b>SUBMISSION TYPE:</b>	NEW ASSIGNMENT		
<b>NATURE OF CONVEYANCE:</b>	Joinder to Guarantee and Collateral Assignment		
<b>CONVEYING PARTY DATA</b>			
<b>Name</b>	<b>Formerly</b>	<b>Execution Date</b>	<b>Entity Type</b>
Interpace Diagnostics Corporation		11/01/2014	Corporation: DELAWARE
PDI, Inc.		11/01/2014	Corporation: DELAWARE
Group DCA, LLC		11/01/2014	Limited Liability Company: DELAWARE
Interpace Biopharma, LLC		11/01/2014	Limited Liability Company: NEW JERSEY
Interpace Diagnostics, LLC		11/01/2014	Limited Liability Company: DELAWARE
JS Genetics, Inc.		11/01/2014	Corporation: DELAWARE
<b>RECEIVING PARTY DATA</b>			
<b>Name:</b>	Redpath Equityholder Representative, LLC		
<b>Street Address:</b>	555 Lancaster Avenue		
<b>Internal Address:</b>	Suite 444		
<b>City:</b>	Radnor		
<b>State/Country:</b>	PENNSYLVANIA		
<b>Postal Code:</b>	19087		
<b>Entity Type:</b>	Limited Liability Company: DELAWARE		
<b>PROPERTY NUMBERS Total: 22</b>			
<b>Property Type</b>	<b>Number</b>	<b>Word Mark</b>	
<b>Registration Number:</b>	3546361	MIRINFORM	
<b>Registration Number:</b>	4071426	MIRINFORM	
<b>Registration Number:</b>	4071427	MIRINFORM	
<b>Registration Number:</b>	3970284	DIAGRAM	
<b>Registration Number:</b>	3486366	CUECARD	
<b>Registration Number:</b>	4593300	PD ONE	
<b>Registration Number:</b>	4593299	PD ONE	
<b>Registration Number:</b>	4882519	THYRAMIR	
<b>Registration Number:</b>	4796668	PANCRA GEN	
<b>Registration Number:</b>	4729279	THYGENX	
<b>Registration Number:</b>	4882368		
<b>TRADEMARK</b>			

CH \$565.00 3546361

Property Type	Number	Word Mark
Registration Number:	4729240	POWER IN PERFORMANCE
Registration Number:	4646544	INTERPACE DIAGNOSTICS
Registration Number:	3617915	PDI
Registration Number:	3344703	
Registration Number:	3617916	PDI
Registration Number:	4465320	THE MEDICAL BUZZ
Registration Number:	4679466	THE MEDICAL BAG
Registration Number:	4465321	WHAT KILLED 'EM
Registration Number:	4465315	DESPICABLE DOCTORS
Registration Number:	4465316	COMIC SEIZURE
Registration Number:	3208314	PATHFINDERTG

#### CORRESPONDENCE DATA

Fax Number: 4125621041

*Correspondence will be sent to the e-mail address first; if that is unsuccessful, it will be sent using a fax number, if provided; if that is unsuccessful, it will be sent via US Mail.*

Phone: 412-562-1637

Email: vicki.cremonese@bipc.com

Correspondent Name: Michael L. Dever

Address Line 1: 301 Grant Street

Address Line 2: 20th Floor

Address Line 4: Pittsburgh, PENNSYLVANIA 15219

ATTORNEY DOCKET NUMBER: 0076838-000006

NAME OF SUBMITTER: Michael L. Dever

SIGNATURE: /Michael L. Dever/

DATE SIGNED: 09/23/2016

#### Total Attachments: 17

source=redpath-interpace diagnostics joinder to agreement#page1.tif  
source=redpath-interpace diagnostics joinder to agreement#page2.tif  
source=redpath-interpace diagnostics joinder to agreement#page3.tif  
source=redpath-interpace diagnostics joinder to agreement#page4.tif  
source=redpath-interpace diagnostics joinder to agreement#page5.tif  
source=redpath-interpace diagnostics joinder to agreement#page6.tif  
source=redpath-interpace diagnostics joinder to agreement#page7.tif  
source=redpath-interpace diagnostics joinder to agreement#page8.tif  
source=redpath-interpace diagnostics joinder to agreement#page9.tif  
source=redpath-interpace diagnostics joinder to agreement#page10.tif  
source=redpath-interpace diagnostics joinder to agreement#page11.tif  
source=redpath-interpace diagnostics joinder to agreement#page12.tif  
source=redpath-interpace diagnostics joinder to agreement#page13.tif  
source=redpath-interpace diagnostics joinder to agreement#page14.tif  
source=redpath-interpace diagnostics joinder to agreement#page15.tif

source=redpath-interpace diagnostics joinder to agreement#page16.tif

source=redpath-interpace diagnostics joinder to agreement#page17.tif

## JOINDER TO GUARANTEE AND COLLATERAL AGREEMENT

This JOINDER AGREEMENT (this "Agreement") dated as of November 1, 2014 is executed by the undersigned for the benefit of Red Path Equityholder Representative, LLC, as Lender (the "Lender") in connection with that certain Guarantee and Collateral Agreement dated as of October 31, 2014 among the Grantors party thereto and Lender (as amended, supplemented or modified from time to time, the "Guarantee and Collateral Agreement"). Capitalized terms not otherwise defined herein are being used herein as defined in the Guarantee and Collateral Agreement.

Each Person signatory hereto is required to execute this Agreement pursuant to Section 8.16 of the Guarantee and Collateral Agreement.

NOW THEREFORE, in consideration of the premises and other good and valuable consideration, the receipt and sufficiency of which are hereby acknowledged, each signatory hereby agrees as follows:

1. Each such Person assumes all the obligations of a Grantor and a Guarantor under the Guarantee and Collateral Agreement and agrees that such Person is a Grantor and a Guarantor and bound as a Grantor and a Guarantor under the terms of the Guarantee and Collateral Agreement, as if it had been an original signatory to the Guarantee and Collateral Agreement. In furtherance of the foregoing, such Person hereby (i) grants to Lender a security interest in all of its right, title and interest in and to the Collateral owned thereby to secure the Secured Obligations and (ii) guarantees the prompt and complete payment and performance by Borrowers when due (whether at the stated maturity, by acceleration or otherwise) of Borrower Obligations.

2. Schedules 1, 2, 3, 4, 5, 6, 7, 8 and 9, of the Guarantee and Collateral Agreement are hereby amended and restated in the forms of Schedules 1, 2, 3, 4, 5, 6, 7, 8 and 9, respectively, hereof. Each such Person and all existing Grantors hereby make to Lender the representations and warranties set forth in the Guarantee and Collateral Agreement applicable to such Person and the applicable Collateral and confirms that such representations and warranties are true and correct after giving effect to such amendment to such Schedules.

3. In furtherance of its obligations under Section 5.2 of the Guarantee and Collateral Agreement, each such Person authorizes Lender to file appropriately complete Code financing statements naming such person or entity as debtor and Lender as secured party, and describing the Collateral, and agrees to execute and deliver such other documentation as Lender (or its successors or assigns) may require to evidence, protect and perfect the Liens created by the Guarantee and Collateral Agreement, as modified hereby.

4. Each such Person's address and fax number for notices under the Guarantee and Collateral Agreement shall be that of the Borrowers as set forth in the Guarantee and Collateral Agreement.

5. This Agreement shall be deemed to be part of, and a modification to, the Guarantee and Collateral Agreement and shall be governed by all the terms and provisions of the Guarantee and Collateral Agreement, with respect to the modifications intended to be made to such agreement, which terms are incorporated herein by reference, are ratified and confirmed and shall continue in full force and effect as valid and binding agreements of each such person or entity enforceable against such person or entity. Each such person or entity hereby waives notice of Lender's acceptance of this Agreement. Each such person or entity will deliver an executed original of this Agreement to Lender.

IN WITNESS WHEREOF, the undersigned has caused this Agreement to be duly executed and delivered by its duly authorized officers as of the date first set forth above.

**INTERPACE DIAGNOSTICS CORPORATION**  
a Delaware corporation

By: Nancy S. Lurker  
Name: Nancy S. Lurker  
Title: President

**ACKNOWLEDGED BY:**

**PDI, INC.,**  
a Delaware corporation

By: Nancy S. Lurker  
Name: Nancy S. Lurker  
Title: Chief Executive Officer

**GROUP DCA, LLC,**  
a Delaware limited liability company

By: Nancy S. Lurker  
Name: Nancy S. Lurker  
Title: Chief Executive Officer

**INTERPACE BIOPHARMA, LLC,**  
a New Jersey limited liability company


By: Nancy S. Lurker  
Name: Nancy S. Lurker  
Title: Chief Executive Officer

**INTERPACE DIAGNOSTICS, LLC,**  
a Delaware limited liability company

By: Nancy S. Lurker  
Name: Nancy S. Lurker  
Title: Chief Executive Officer

*[Signature page to Interpace Diagnostics Corporation Joinder to Guarantee and Collateral Agreement]*

**JS GENETICS, INC.,**  
a Delaware corporation

By:   
Name: Nancy S. Lurker  
Title: Chief Executive Officer

*[Signature page to Interpace Diagnostics Corporation Joinder to Guarantee and Collateral Agreement]*

**TRADEMARK**  
**REEL: 005883 FRAME: 0577**

## SCHEDULE 5

### INTELLECTUAL PROPERTY

#### Licenses

Second Amended and Restated Exclusive License Agreement, effective as of March 18, 2014, by and between Yale University, as licensor, and JS Genetics, Inc., as licensee, with respect to an invention entitled "DCDC2 Mutations Cause Dyslexia (OCR 1742);"

Amended and Restated Exclusive License Agreement, effective as of March 18, 2014, by and between Yale University, as licensor, and JS Genetics, Inc., as licensee, with regard to an invention entitled "DNA Diagnostic Screening for Turner Syndrome and Sex Chromosome Disorders (OCR 1601);"

License Agreement, dated as of August 13, 2014, by and between Asuragen, Inc. and Interpace Diagnostics, LLC granting certain rights under CPRIT Agreement;

License Agreement, dated as of August 13, 2014, by and between Asuragen, Inc. and Interpace Diagnostics, LLC granting rights described therein;

Non-Exclusive License Agreement by and between Asuragen, Inc. and The Brigham Women's Hospital, Inc., with effective date of June 14, 2010 and amendment, transferred to Interpace Diagnostics, LLC taking the place of Asuragen, expected to be effective as of November 30, 2014<sup>8</sup>;

License Agreement by and between Asuragen, Inc. and Ohio State Innovation Foundation, with effective date of November 10, 2011, with regard to Ohio State Technology 05083 entitled "MicroRNA Diagnostic Biomarkers and Therapeutic Targets for Pancreatic Cancer" transferred to Interpace Diagnostics, LLC taking the place of Asuragen, effective as of August 13, 2014;

Non-exclusive license agreement between The Johns Hopkins University and PDI, Inc., effective October 14, 2014.

#### Copyrights

*none*

---

<sup>8</sup> This agreement will be transferred to Interpace Diagnostics, LLC once Asuragen completes its obligations under a TSA between Interpace Diagnostics, LLC and Asuragen. It is scheduled to be completed on November 30, 2014, but could be extended.

## Patents

### U.S. cases:

Owner	App. No. Patent No.	Filing Date Issue Date	Title	Country
Interpace Diagnostics	60/826,173 NA	09/19/2006 NA	MicroRNAs Differentially Expressed In Pancreatic Disease and Uses Thereof	US
Interpace Diagnostics	11/857,948 NA	9/19/2007 NA	MicroRNAs Differentially Expressed in Pancreatic Disease and Uses Thereof	US
Interpace Diagnostics	61/414,778 NA	11/17/2010 NA	MiRNAs as Biomarkers for Distinguishing Benign from Malignant Thyroid Neoplasms	US
Interpace Diagnostics	13/299,226 NA	11/17/2011 NA	MiRNAs as Biomarkers for Distinguishing Benign from Malignant Thyroid Neoplasms	US
Interpace Diagnostics	61/534,332 NA	09/13/2011 NA	Methods and Compositions Involving miR-135B for Distinguishing Pancreatic Cancer from Benign Pancreatic Disease	US
Interpace Diagnostics	61/536,486 NA	09/19/2011 NA	Methods and Compositions Involving miR-135B for Distinguishing Pancreatic Cancer from Benign Pancreatic Disease	US
Interpace Diagnostics	13/615,066 NA	9/13/2012 NA	Methods and Compositions Involving miR-135B for Distinguishing Pancreatic Cancer from Benign Pancreatic Disease	US
Interpace Diagnostics	61/552,451 NA	10/27/2011 NA	miRNAs as Diagnostic Biomarkers to Distinguish Benign from Malignant Thyroid Tumors	US
Interpace Diagnostics	61/552,762 NA	10/27/2011 NA	miRNAs as Diagnostic Biomarkers to Distinguish Benign from Malignant Thyroid Tumors	US
Interpace Diagnostics	13/662,450 NA	10/27/2012 NA	miRNAs as Diagnostic Biomarkers to Distinguish Benign from Malignant Thyroid Tumors	US
Interpace Diagnostics	61/709,411 NA	10/04/2012 NA	Diagnostic mirnas for Differential Diagnosis of Incidental Pancreatic Cystic Lesions	US
Interpace Diagnostics	61/716,396 NA	10/19/2012 NA	Diagnostic mirnas for Differential Diagnosis of Incidental Pancreatic Cystic Lesions	US
Interpace Diagnostics	13/801,737 NA	3/13/2013 NA	Diagnostic mirnas for Differential Diagnosis of Incidental Pancreatic Cystic Lesions	US
PDI, Inc.	13/436,259	3/30/2012	Consolidated Presentation Of Pharmaceutical Information From Multiple Sources	US
JS Genetics Inc.	13/266434	4/28/2010	Molecular Diagnosis of Fragile X Syndrome Associated with FMR1 Gene	US
JS Genetics Inc.	13/266429	4/26/2010	Method of Prenatal Molecular Diagnosis of Down Syndrome and Other Trisomic Disorders	US

### Foreign Cases:

Owner	App. No. Patent No.	Filing Date Issue Date	Title	Country
Interpace Diagnostics	PCT/US07/78936 NA	09/19/2007 NA	MicroRNAs Differentially Expressed in Pancreatic Disease and Uses Thereof	PCT
Interpace Diagnostics	2007299828 NA	9/19/2007 NA	MicroRNAs Differentially Expressed in Pancreatic Disease and Uses Thereof	AU
Interpace Diagnostics	2,664,383 NA	9/19/2007 NA	MicroRNAs Differentially Expressed in Pancreatic Disease and Uses Thereof	CA
Interpace Diagnostics	12159733 NA	9/19/2007 NA	MicroRNAs Differentially Expressed in Pancreatic Disease and Uses Thereof	EU
Interpace Diagnostics	2009-529373 5520605	9/19/2007 4/11/2014	MicroRNAs Differentially Expressed In Pancreatic Disease and Uses Thereof	JP






Owner	App. No. Patent No.	Filing Date Issue Date	Title	Country
Interpace Diagnostics	PCT/US11/61237 NA	11/17/2011 NA	MiRNAs as Biomarkers for Distinguishing Benign from Malignant Thyroid Neoplasms	PCT
Interpace Diagnostics	2011329772 NA	11/17/2011 NA	MiRNAs as Biomarkers for Distinguishing Benign from Malignant Thyroid Neoplasms	AU
Interpace Diagnostics	1120130122650 NA	11/17/2011 NA	MiRNAs as Biomarkers for Distinguishing Benign from Malignant Thyroid Neoplasms	BR
Interpace Diagnostics	2817882 NA	11/17/2011 NA	MiRNAs as Biomarkers for Distinguishing Benign from Malignant Thyroid Neoplasms	CA
Interpace Diagnostics	14150739.2 NA	11/17/2011 NA	MiRNAs as Biomarkers for Distinguishing Benign from Malignant Thyroid Neoplasms	EU
Interpace Diagnostics	226356 NA	11/17/2011 NA	MiRNAs as Biomarkers for Distinguishing Benign from Malignant Thyroid Neoplasms	IL
Interpace Diagnostics	2013540026 NA	11/17/2011 NA	MiRNAs as Biomarkers for Distinguishing Benign from Malignant Thyroid Neoplasms	JP
Interpace Diagnostics	PCT/US2012/062330 NA	10/27/2012 NA	miRNAs as Diagnostic Biomarkers to Distinguish Benign from Malignant Thyroid Tumors	PCT
Interpace Diagnostics	12787991.4 NA	10/27/2012 NA	miRNAs as Diagnostic Biomarkers to Distinguish Benign from Malignant Thyroid Tumors	EU
Interpace Diagnostics	PCT/US2013/030990 NA	3/13/2013 NA	Diagnostic mirnas for Differential Diagnosis of Incidental Pancreatic Cystic Lesions	PCT
PDI, Inc.	PCT/US2013/034670	3/29/2013	Consolidated Presentation Of Pharmaceutical Information From Multiple Sources	PCT

#### Co-owned Patent Applications

Owner	App. No. Patent No.	Filing Date Issue Date	Title	Country
Interpace Diagnostics & Brigham Women's Hospital	13/801,737 NA	3/13/2013 NA	Diagnostic Mirnas For Differential Diagnosis Of Incidental Pancreatic Cystic Lesions	US
Interpace Diagnostics & Brigham Women's Hospital	PCT/US2013/030990 NA	3/13/2013 NA	Diagnostic Mirnas For Differential Diagnosis Of Incidental Pancreatic Cystic Lesions	PCT

# Trademarks

Owner	Mark	Country	App. No. Reg. No.
Interpace Diagnostics	MIRINFORM	US	77/447,187 3,546,361
Interpace Diagnostics	MIRINFORM	US	85/067,844 4,071,426
Interpace Diagnostics	MIRINFORM	US	85/067,850 4,071,427
Interpace Diagnostics	MIRINFORM	MP (CN)	A0035669 1162299
Interpace Diagnostics	MIRINFORM	MP (CN)	A0035671 11621785
Group DCA, LLC	DIAGRAM	US	85/145,671 3,970,284
Group DCA, LLC	CUECARD	US	78/826,562 3,486,366
Group DCA, LLC	PD ONE	US	85/567,143 4,593,300
Group DCA, LLC	PD ONE	US	85/567,130 4,593,299
Interpace Diagnostics, LLC	BaraGen	US	86/390,390 n/a
Interpace Diagnostics, LLC	THYMIRA	US	86/370,332 n/a
Interpace Diagnostics, LLC	THYRAMIR	US	86/370,328 n/a
Interpace Diagnostics, LLC	PancraGEN	US	86/370,325 n/a
Interpace Diagnostics, LLC	ThyGenX	US	86/365,003 n/a
Interpace Diagnostics, LLC	PANCRAMIR	US	86/357,914 n/a
Interpace Diagnostics LLC		US	86/290,079 n/a
Interpace Diagnostics LLC	POWER IN PERFORMANCE	US	86/325,980 n/a

Owner	Mark	Country	App. No. Reg. No.
PDI, Inc.	INTERPACE DIAGNOSTICS	US	86/130,866 n/a
PDI, Inc.		US	76/630,045 3,617,915
PDI, Inc.		US	76/630,047 3,344,703
PDI, Inc.	PDI	US	76/630,046 3,617,916
PDI, Inc.	PD ONE REP	US	86/227,209 n/a
PDI, Inc.	THE MEDICAL BUZZ	US	85/930,489 4465320
PDI, Inc.	THE MEDICAL BAG	US	85/929,050 n/a
PDI, Inc.	WHAT KILLED 'EM	US	85/930,510 4,465,321
PDI, Inc.	DESPICABLE DOCTORS	US	85/930,412 4465315
PDI, Inc.	COMIC SEIZURE	US	85/930,420 4465316
PDI, Inc.	HCP ECOSYSTEM	US	85/971374 n/a
PDI, Inc.	INTERPACE DIAGNOSTICS	US	86/130866

Mask Works

*none*

*Redpath Assets*  
*Redpath Patents*

<u>Pat. No/ App. No.</u>	<u>Country</u>	<u>Status</u>	<u>Title</u>	<u>Filing Date</u>	<u>Issue Date</u>	<u>Assignee</u>
2584989	CA	Abandoned	MOLECULAR ANALYSIS OF CELLULAR FLUID AND LIQUID CYTOLOGY SPECIMENS FOR CLINICAL DIAGNOSIS, CHARACTERIZATION, AND INTEGRATION WITH MICROSCOPIC PATHOLOGY EVALUATION	10/24/2005		RedPath Integrated Pathology, Inc.
2585025	CA	Abandoned	DYNAMIC GENOMIC DELETION EXPANSION AND FORMULATION OF MOLECULAR MARKER PANELS FOR INTEGRATED MOLECULAR PATHOLOGY DIAGNOSIS AND CHARACTERIZATION OF TISSUE, CELLULAR FLUID, AND PURE FLUID SPECIMENS	10/24/2005		RedPath Integrated Pathology, Inc.
2584723	CA	Abandoned	ENHANCED AMPLIFIABILITY OF MINUTE FIXATIVE-TREATED TISSUE SAMPLES, MINUTE STAINED CYTOLOGY SAMPLES, AND OTHER MINUTE SOURCES OF DNA	10/24/2005		RedPath Integrated Pathology, Inc.
05818189.2	EP	Abandoned	MOLECULAR ANALYSIS OF CELLULAR FLUID AND LIQUID CYTOLOGY SPECIMENS FOR CLINICAL DIAGNOSIS, CHARACTERIZATION, AND INTEGRATION WITH MICROSCOPIC PATHOLOGY EVALUATION	10/24/2005		RedPath Integrated Pathology, Inc.

<u>Pat. No/ App. No.</u>	<u>Country</u>	<u>Status</u>	<u>Title</u>	<u>Filing Date</u>	<u>Issue Date</u>	<u>Assignee</u>
05818314.6	EP	Abandoned	DYNAMIC GENOMIC DELETION EXPANSION AND FORMULATION OF MOLECULAR MARKER PANELS FOR INTEGRATED MOLECULAR PATHOLOGY DIAGNOSIS AND CHARACTERIZATION OF TISSUE, CELLULAR FLUID, AND PURE FLUID SPECIMENS	10/24/2005		RedPath Integrated Pathology, Inc.
05817148.9	EP	Abandoned	ENHANCED AMPLIFIABILITY OF MINUTE FIXATIVE-TREATED TISSUE SAMPLES, MINUTE STAINED CYTOLOGY SAMPLES, AND OTHER MINUTE SOURCES OF DNA	10/24/2005		RedPath Integrated Pathology, Inc.
60/620926	US	Expired	TOPOGRAPHIC GENOTYPING FOR DEFINING THE DIAGNOSIS, MALIGNANT POTENTIAL, AND BIOLOGICAL BEHAVIOR OF PANCREATIC CYSTS AND RELATED CONDITIONS	10/22/2004		RedPath Integrated Pathology, Inc.
11/255978	US	Abandoned	TOPOGRAPHIC GENOTYPING FOR DETERMINING THE DIAGNOSIS, MALIGNANT POTENTIAL, AND BIOLOGIC BEHAVIOR OF PANCREATIC CYSTS AND RELATED CONDITIONS	10/24/2005		RedPath Integrated Pathology, Inc.
60/631240	US	Expired	TOPOGRAPHIC GENOTYPING FOR DETERMINING THE DIAGNOSIS, MALIGNANT POTENTIAL, AND BIOLOGIC BEHAVIOR OF PANCREATIC CYSTS AND RELATED CONDITIONS	11/29/2004		RedPath Integrated Pathology, Inc.

Pat. No/ App. No.	Country	Status	Title	Filing Date	Issue Date	Assignee
11/256150	US	Abandoned	MOLECULAR ANALYSIS OF CELLULAR FLUID AND LIQUID CYTOLOGY SPECIMENS FOR CLINICAL DIAGNOSIS, CHARACTERIZATION, AND INTEGRATION WITH MICROSCOPIC PATHOLOGY EVALUATION	10/24/2005		RedPath Integrated Pathology, Inc.
60/644568	US	Expired	TOPOGRAPHIC GENOTYPING FOR DETERMINING THE DIAGNOSIS, MALIGNANT POTENTIAL, AND BIOLOGIC BEHAVIOR OF PANCREATIC CYSTS AND RELATED CONDITIONS	01/19/2005		RedPath Integrated Pathology, Inc.
11/256152	US	Abandoned	DYNAMIC GENOMIC DELETION EXPANSION AND FORMULATION OF MOLECULAR MARKER PANELS FOR INTEGRATED MOLECULAR PATHOLOGY DIAGNOSIS AND CHARACTERIZATION OF TISSUE, CELLULAR FLUID, AND PURE FLUID SPECIMENS	10/24/2005		RedPath Integrated Pathology, Inc.
60/679968	US	Expired	MOLECULAR ANALYSIS OF CELLULAR FLUIDS SPECIMENS FOR CLINICAL DIAGNOSIS, CHARACTERIZATION, AND INTEGRATION WITH MICROSCOPIC PATHOLOGY EVALUATION	05/12/2005		RedPath Integrated Pathology, Inc.

<u>Pat. No/ App. No.</u>	<u>Country</u>	<u>Status</u>	<u>Title</u>	<u>Filing Date</u>	<u>Issue Date</u>	<u>Assignee</u>
11/255980	US	Abandoned	ENHANCED AMPLIFIABILITY OF MINUTE FIXATIVE-TREATED TISSUE SAMPLES, MINUTE STAINED CYTOLOGY SAMPLES, AND OTHER MINUTE SOURCES OF DNA	10/24/2005		RedPath Integrated Pathology, Inc.
60/679969	US	Expired	DYNAMIC GENOMIC DELETION EXPANSION: A PREDICTOR OF CANCER BIOLOGICAL AGGRESSIVENESS	05/12/2005		RedPath Integrated Pathology, Inc.
14/305,727	US	Pending	TOPOGRAPHIC GENOTYPING FOR DETERMINING THE DIAGNOSIS, MALIGNANT POTENTIAL, AND BIOLOGIC BEHAVIOR OF PANCREATIC CYSTS AND RELATED CONDITIONS	6/16/2014		RedPath Integrated Pathology, Inc.
US2005/038315	PCT	Expired	MOLECULAR ANALYSIS OF CELLULAR FLUID AND LIQUID CYTOLOGY SPECIMENS FOR CLINICAL DIAGNOSIS, CHARACTERIZATION, AND INTEGRATION WITH MICROSCOPIC PATHOLOGY EVALUATION	10/24/2005		RedPath Integrated Pathology, Inc.
US2005/038313	PCT	Expired	DYNAMIC GENOMIC DELETION EXPANSION AND FORMULATION OF MOLECULAR MARKER PANELS FOR INTEGRATED MOLECULAR PATHOLOGY DIAGNOSIS AND CHARACTERIZATION OF TISSUE, CELLULAR FLUID, AND PURE FLUID SPECIMENS	10/24/2005		RedPath Integrated Pathology, Inc.

<u>Pat. No/ App. No.</u>	<u>Country</u>	<u>Status</u>	<u>Title</u>	<u>Filing Date</u>	<u>Issue Date</u>	<u>Assignee</u>
US2005/038311	PCT	Expired	ENHANCED AMPLIFIABILITY OF MINUTE FIXATIVE-TREATED TISSUE SAMPLES, MINUTE STAINED CYTOLOGY SAMPLES, AND OTHER MINUTE SOURCES OF DNA	10/24/2005		RedPath Integrated Pathology, Inc.
US2005/038312	PCT	Expired	TOPOGRAPHIC GENOTYPING FOR DETERMINING THE DIAGNOSIS, MALIGNANT POTENTIAL, AND BIOLOGIC BEHAVIOR OF PANCREATIC CYSTS AND RELATED CONDITIONS	10/24/2005		RedPath Integrated Pathology, Inc.
2198774	CA	Abandoned	TOPOGRAPHIC GENOTYPING	09/22/1995		RedPath Integrated Pathology, Inc.
95935153.7	EP	Abandoned	TOPOGRAPHIC GENOTYPING	09/22/1995		RedPath Integrated Pathology, Inc.
8-511138	JP	Abandoned	TOPOGRAPHIC GENOTYPING	09/22/1995		RedPath Integrated Pathology, Inc.
6,340,563 (08/667493)	US	Granted	TOPOGRAPHIC GENOTYPING	06/24/1996	01/22/2002	RedPath Integrated Pathology, Inc.
7,014,999 (10/008278)	US	Granted	TOPOGRAPHIC GENOTYPING	11/05/2001	03/21/2006	RedPath Integrated Pathology, Inc.
11/289624	US	Abandoned	TOPOGRAPHIC GENOTYPING	11/30/2005		RedPath Integrated Pathology, Inc.
08/311553	US	Abandoned	TOPOGRAPHIC GENOTYPING	09/23/1994		RedPath Integrated Pathology, Inc.
US95/12372	PCT	Expired	TOPOGRAPHIC GENOTYPING	09/22/1995		RedPath Integrated Pathology, Inc.



<u>Pat. No/ App. No.</u>	<u>Country</u>	<u>Status</u>	<u>Title</u>	<u>Filing Date</u>	<u>Issue Date</u>	<u>Assignee</u>
61/240919	US	Abandoned	GENERATION OF A COMPREHENSIVE PATHOLOGY REPORT BASED ON MOLECULAR AND GENETIC ANALYSIS	09/09/2009		RedPath Integrated Pathology, Inc.
61/294355	US	Abandoned	METHODS OF COMPARATIVE MUTATIONAL PROFILING	01/12/2010		RedPath Integrated Pathology, Inc.
61/429908	US	Expired	METHODS OF COMPARATIVE MUTATIONAL PROFILING	01/05/2011		RedPath Integrated Pathology, Inc.
61/292561	US	Abandoned	METHODS OF IDENTIFYING BLOOD AND BLOOD-DERIVED DNA CONTENT IN CYST	01/06/2010		RedPath Integrated Pathology, Inc.
61/429900	US	Expired	METHODS OF IDENTIFYING BLOOD AND BLOOD-DERIVED DNA CONTENT IN CYST	01/05/2011		RedPath Integrated Pathology, Inc.
61/297136	US	Abandoned	METHOD OF GENERATING A PATHOLOGY REPORT FOR COMPARATIVE MUTATIONAL PROFILING	01/21/2010		RedPath Integrated Pathology, Inc.
61/425109	US	Expired	MOLECULAR DISCRIMINATION BETWEEN SPORADIC VERSUS TOXIN-ASSOCIATED CANCER FORMATION	12/20/2010		RedPath Integrated Pathology, Inc.
13/331966	US	Abandoned	METHODS OF DIFFERENTIATING BETWEEN NON-GENOTOXIN AND GENOTOXIN-ASSOCIATED TUMORS	12/20/2011		RedPath Integrated Pathology, Inc.
61/443014	US	Expired	METHODS OF DIFFERENTIATING BETWEEN NON-GENOTOXIN VERSUS GENOTOXIN-ASSOCIATED TUMORS	02/15/2011		RedPath Integrated Pathology, Inc.

<u>Pat. No/ App. No.</u>	<u>Country</u>	<u>Status</u>	<u>Title</u>	<u>Filing Date</u>	<u>Issue Date</u>	<u>Assignee</u>
61/549684	US	Expired	METHODS OF GENOTYPING DNA FROM RESIDUAL SUPERNATANT FLUID FORM BIOLOGICAL SPECIMENS	10/20/2011		RedPath Integrated Pathology, Inc.
61/565879	US	Expired	METHODS OF IDENTIFYING DYSPLASIA IN A SUBJECT	12/01/2011		RedPath Integrated Pathology, Inc.
13/692727	US	Pending	METHODS FOR TREATING BARRETT'S METAPLASIA AND ESOPHAGEAL ADENOCARCINOMA	12/03/2012		RedPath Integrated Pathology, Inc.
13/954247	US	Pending	METHODS FOR TREATING BARRETT'S METAPLASIA AND ESOPHAGEAL ADENOCARCINOMA	07/30/2013		RedPath Integrated Pathology, Inc.
US14/46702	PCT	Pending	METHODS FOR TREATING BARRETT'S METAPLASIA AND ESOPHAGEAL ADENOCARCINOMA	07/15/2014		RedPath Integrated Pathology, Inc.
61/612061	US	Expired	METHODS OF GENOTYPING DNA FROM RESIDUAL RADIOCONTRAST AGENT	03/16/2012		RedPath Integrated Pathology, Inc.
61/640527	US	Expired	METHODS FOR DIAGNOSING LOW AND HIGH GRADE DYSPLASIA IN BARRETT'S ESOPHAGUS	04/30/2012		RedPath Integrated Pathology, Inc.
61/661256	US	Expired	METHODS FOR DIAGNOSING LOW AND HIGH GRADE DYSPLASIA IN BARRETT'S ESOPHAGUS	06/18/2012		RedPath Integrated Pathology, Inc.
61/731725	US	Expired	METHODS FOR MEASURING CARCINOEMBRYONIC ANTIGEN	11/30/2012		RedPath Integrated Pathology, Inc.
14/092,036	US	Pending	METHODS FOR MEASURING CARCINOEMBRYONIC ANTIGEN	11/27/2013		RedPath Integrated Pathology, Inc.

<u>Pat. No./ App. No.</u>	<u>Country</u>	<u>Status</u>	<u>Title</u>	<u>Filing Date</u>	<u>Issue Date</u>	<u>Assignee</u>
61/824623	US	Expired	METHODS FOR MEASURING CARCINOEMBRYONIC ANTIGEN	05/17/2013		RedPath Integrated Pathology, Inc.
61/840963	US	Expired	METHODS FOR MEASURING CARCINOEMBRYONIC ANTIGEN	06/28/2013		RedPath Integrated Pathology, Inc.

Red Path Copyrights:

None.

Red Path Trademarks:

<u>Country</u>	<u>Mark</u>	<u>Reg./App. No.</u>	<u>Filing Date</u>	<u>Reg. Date</u>	<u>Goods</u>	<u>Registrant</u>	<u>Status</u>
US	PATHFINDERTG	3208314 (78/848127)	3/28/06	2/13/07	IC042 - Medical laboratory services, namely, testing and analysis of tissue or fluids for diagnostic and forensic purposes	RedPath Integrated Pathology, Inc.	Registered