

TRADEMARK ASSIGNMENT COVER SHEET

Electronic Version v1.1
Stylesheet Version v1.2

ETAS ID: TM741249

SUBMISSION TYPE:	NEW ASSIGNMENT		
NATURE OF CONVEYANCE:	ASSIGNMENT OF THE ENTIRE INTEREST AND THE GOODWILL		
CONVEYING PARTY DATA			
Name	Formerly	Execution Date	Entity Type
Baylis Medical Company Inc.		06/01/2022	Corporation: CANADA
RECEIVING PARTY DATA			
Name:	Boston Scientific Medical Device Limited		
Street Address:	Ballybrit Business Park		
City:	Galway		
State/Country:	IRELAND		
Entity Type:	Private Limited Company: IRELAND		
PROPERTY NUMBERS Total: 7			
Property Type	Number	Word Mark	
Serial Number:	90333192	VERSACROSS	
Serial Number:	90333212	VC	
Serial Number:	86908879	VERSACROSS	
Serial Number:	85180067	NRG	
Serial Number:	88000401	EXPANSURE	
Serial Number:	86908926	SUPRACROSS	
Serial Number:	85603872	SUREFLEX	
CORRESPONDENCE DATA			
Fax Number:	6465881962		
<i>Correspondence will be sent to the e-mail address first; if that is unsuccessful, it will be sent using a fax number, if provided; if that is unsuccessful, it will be sent via US Mail.</i>			
Phone:	802-881-0640		
Email:	uspto@webtm.com		
Correspondent Name:	Gordon E.R. Troy, Esq.		
Address Line 1:	PO Box 67		
Address Line 4:	Windsor, VERMONT 05089		
ATTORNEY DOCKET NUMBER:	00944		
DOMESTIC REPRESENTATIVE			
Name:	Gordon E.R. Troy, Esq.		
Address Line 1:	PO Box 67		

OP \$190.00 90333192

Address Line 4: Windsor, VERMONT 05089	
NAME OF SUBMITTER:	Gordon E.R. Troy, Esq.
SIGNATURE:	/Gordon E. R. Troy/
DATE SIGNED:	07/14/2022

Total Attachments: 27
source=Baylis - E - Assignment of IP - Signed#page1.tif
source=Baylis - E - Assignment of IP - Signed#page2.tif
source=Baylis - E - Assignment of IP - Signed#page3.tif
source=Baylis - E - Assignment of IP - Signed#page4.tif
source=Baylis - E - Assignment of IP - Signed#page5.tif
source=Baylis - E - Assignment of IP - Signed#page6.tif
source=Baylis - E - Assignment of IP - Signed#page7.tif
source=Baylis - E - Assignment of IP - Signed#page8.tif
source=Baylis - E - Assignment of IP - Signed#page9.tif
source=Baylis - E - Assignment of IP - Signed#page10.tif
source=Baylis - E - Assignment of IP - Signed#page11.tif
source=Baylis - E - Assignment of IP - Signed#page12.tif
source=Baylis - E - Assignment of IP - Signed#page13.tif
source=Baylis - E - Assignment of IP - Signed#page14.tif
source=Baylis - E - Assignment of IP - Signed#page15.tif
source=Baylis - E - Assignment of IP - Signed#page16.tif
source=Baylis - E - Assignment of IP - Signed#page17.tif
source=Baylis - E - Assignment of IP - Signed#page18.tif
source=Baylis - E - Assignment of IP - Signed#page19.tif
source=Baylis - E - Assignment of IP - Signed#page20.tif
source=Baylis - E - Assignment of IP - Signed#page21.tif
source=Baylis - E - Assignment of IP - Signed#page22.tif
source=Baylis - E - Assignment of IP - Signed#page23.tif
source=Baylis - E - Assignment of IP - Signed#page24.tif
source=Baylis - E - Assignment of IP - Signed#page25.tif
source=Baylis - E - Assignment of IP - Signed#page26.tif
source=Baylis - E - Assignment of IP - Signed#page27.tif

ASSIGNMENT OF INTELLECTUAL PROPERTY

This is an Assignment of Intellectual Property (“Assignment”) effective as of June 1, 2022, by Baylis Medical Company Inc., a corporation organized and existing under the federal laws of Canada (“Assignor”), to Boston Scientific Medical Device Limited, an Irish private limited company (“Assignee”).

Background

WHEREAS, pursuant to and in order to effectuate a separate Intellectual Property Transfer Agreement (the “Transfer Agreement”) between Assignor and Assignee, Assignor desires to assign and transfer to Assignee all of Assignor’s interest in the intellectual property rights defined below, in accordance with the provisions set forth herein.

NOW, THEREFORE, in consideration of and subject to each of the covenants, terms and conditions hereinafter set forth, Assignor and Assignee hereby agree as follows:

ARTICLE I – DEFINITIONS.

Section 1.1 “Intellectual Property Rights” means any intellectual and industrial property rights of any type or nature in any jurisdiction throughout the world, including without limitation:

- (a) rights in patents, patent applications and patentable subject matter, whether or not the subject of an application, together with the invention(s) disclosed therein, including all issuances, reissues, extensions, reexaminations, renewals, divisions, substitutions, continuations or continuations-in-part of such patents, all patents which claim priority to said patents and all associated rights, including the right to claim priority, under the International Convention;
- (b) rights in trademarks, service marks, trade names, trade dress, and other designators of origin, together with the goodwill of the business connected with the use thereof and symbolized thereby;
- (c) rights in copyrightable subject matter or protectable designs, including, but not limited to, copyrights and copyright applications;
- (d) trade secrets, know-how, formulae, methods, techniques, and processes;
- (e) computer programs or data in computerized form, whether in object code, source code or other form; and
- (f) all other intellectual and industrial property rights of every kind and nature and however designated, whether arising by operation of law, contract, license or otherwise, whether or not registered or registrable and including all applications (or rights to apply) for and renewals and extensions of such rights.

Section 1.2 “Baylis Intellectual Property” means Assignor’s entire right, title and interest in and to Intellectual Property Rights that are owned by Assignor, including, but not limited to, the patents and patent applications listed on Schedule A and the trademarks and trademark applications listed on Schedule B.

Section 1.3 "Licensed-In Intellectual Property" means Assignor's entire right, title and interest in or to Intellectual Property Rights that are owned by a third party and licensed or granted to Assignor.

ARTICLE II- ASSIGNMENT OF INTELLECTUAL PROPERTY RIGHTS.

Section 2.1 Assignment. For the consideration set out in the Transfer Agreement, Assignor hereby assigns, transfers and conveys absolutely unto Assignee:

- (a) all its right, title and interest in the Baylis Intellectual Property free from all encumbrances;
- (b) all its right, title and interest in the Licensed-In Intellectual Property (but solely to the extent transfer is permitted by the applicable agreements); and
- (c) any goodwill attaching thereto (but excluding any goodwill associated with the operations remaining in Canada, including assembled workforce and going concern), and all benefits, privileges, causes of action, common law rights, and remedies relating to the foregoing throughout the world, including, without limitation, all of Assignor's rights to: (i) apply for and maintain all registrations, renewals and/or extensions thereof (including the right to amend and abandon, to file for new intangibles, and to claim priority rights thereto), (ii) bring, make, oppose, defend or appeal proceedings, claims or actions and obtain relief (and to retain any damages recovered) for past, present and future infringement or other violation thereof, and (iii) grant licenses or other interests therein.

Section 2.2 Recordation and Cooperation in Transfer. Assignor hereby authorizes the Commissioner for Patents and the Commissioner for Trademarks in the United States Patent and Trademark Office, the Register of Copyrights in the United States Copyright Office and any officials of corresponding entities or agencies in any applicable jurisdictions throughout the world to record and register this Assignment. Assignor hereby covenants and agrees to cooperate with Assignee whereby the latter may enjoy to the fullest extent the right, title and interest herein conveyed. Such cooperation shall include prompt execution of all papers prepared at the expense of Assignee which are deemed necessary or desirable by Assignee to perfect in it the right, title and interest herein conveyed. Nothing herein shall effect the transfer or assignment of any agreement or other Licensed-In Intellectual Property to the extent that such transfer or assignment would constitute a material breach of such agreement or cause loss of such Licensed-In Intellectual Property, but the Assignor shall take such actions as are necessary to place Assignee, to the extent possible, in the same position economically as if such agreement or other Licensed-In Intellectual Property had been transferred as contemplated hereby.

ARTICLE III- MISCELLANEOUS.

Section 3.1 Representations and Warranties. Assignor makes no representations or warranties concerning the rights transferred under this Assignment.

Section 3.2 Binding Effect. The terms, covenants and provisions of this Assignment shall inure to the benefit of Assignee, its successors and assigns, and shall be binding upon the Assignor, its successors, assigns and/or other legal representatives.


Section 3.3 Counterparts. This Agreement may be executed in any number of counterparts each of which when executed and delivered by one or more of the parties to this Agreement is an original, but all the counterparts together constitute the same document provided that this Agreement will not be effective until each party has executed and delivered at least one counterpart.

Section 3.4 Governing Law. This Assignment shall be governed by and construed in accordance with the laws of Ireland.

[Remainder of page intentionally left blank]

IN WITNESS WHEREOF, Assignor has executed and delivered this instrument effective as of the date first written above.

Baylis Medical Company Inc.

By 
Jonathan R. Monson
Director and President

Accepted and agreed:

Boston Scientific Medical Device Limited

By _____
Darragh Colgan
Director


IN WITNESS WHEREOF, Assignor has executed and delivered this instrument effective as of the date first written above.

Baylis Medical Company Inc.

By _____
Jonathan R. Monson
Director and President

Accepted and agreed:

Boston Scientific Medical Device Limited

By  _____
Darragh Colgan
Director

Schedule A

Baylis Medical Company Inc. Patents and Patent Applications

CO	TITLE	APPLICATION NUMBER	PATENT NUMBER	DATE FILED (Priority Date)
US	COMPUTERIZED ELECTRICAL SIGNAL GENERATOR	10/122,413	7,258,688	4/16/2002
US	COMPUTERIZED ELECTRICAL SIGNAL GENERATOR	16/175,534		4/16/2002
WO	SURGICAL PERFORATION METHOD AND DEVICE WITH ECG MONITORING, PRESSURE MONITORING, CURVE, AND STAINING ABILITIES	CA2004/000087		1/21/2003
US	Surgical Device and Method with Pressure Monitoring and Staining Abilities	10/666,288		1/21/2003
US	Surgical Perforation Device with Curve	10/666,301	7048733	9/19/2003
US	Surgical perforation device with electrocardiogram (ECG) monitoring ability and method of using ECG to position a surgical perforation device	10/760,479	7270662	1/21/2004
US	METHOD OF SURGICAL PERFORATION VIA THE DELIVERY OF ENERGY	11/265,304	7947040	1/21/2003
US	Method for creating a channel through an occlusion and apparatus therefor	11/520,754	7828796	1/21/2003
US	MAGNETICALLY GUIDABLE ENERGY DELIVERY APPARATUS AND METHOD OF USING SAME	11/627,406	8092450	1/21/2003
WO	MAGNETICALLY GUIDABLE ENERGY DELIVERY DEVICE	US2007/002290		1/27/2006
US	Method for creating a channel through a foreign material	11/905,448	8048071	9/29/2006
US	Radiofrequency Perforation Apparatus	11/905,447	8192425	9/29/2006
US	Cardiac Electrosurgery	12/005,316	8308720	1/2/2007
US	Electrosurgical device for creating a channel through a region of tissue and methods of use thereof	12/926,292	9510900	1/21/2003
US	METHOD OF SURGICAL PERFORATION VIA THE DELIVERY OF ENERGY	13/113,326	9597146	1/21/2003
EP	Surgical Perforation Device with ECG, Pressure, Curve Staining	11166255.7	2401978	1/21/2003
CH	Surgical Perforation Device with ECG, Pressure, Curve Staining	11166255.7	2401978	1/21/2003
DE	Surgical Perforation Device with ECG, Pressure, Curve Staining	11166255.7	2401978	1/21/2003
FR	Surgical Perforation Device with ECG, Pressure, Curve Staining	11166255.7	2401978	1/21/2003

GB	Surgical Perforation Device with ECG, Pressure, Curve Staining	11166255.7	2401978	1/21/2003
IE	Surgical Perforation Device with ECG, Pressure, Curve Staining	11166255.7	2401978	1/21/2004
IT	Surgical Perforation Device with ECG, Pressure, Curve Staining	11166255.7	2401978	1/21/2003
NL	Surgical Perforation Device with ECG, Pressure, Curve Staining	11166255.7	2401978	1/21/2003
US	Stent Graft Fenestration	13/286,041	8623005	9/29/2006
US	Fenestration through foreign material	14/100,468	9226788	9/29/2006
US	Fenestration through foreign Material	14/100,576	9101375	9/29/2006
US	Radiofrequency Perforation Apparatus	13/468,939	8679107	9/29/2006
US	Medical Apparatus for Fluid Communication	14/222,909	10493259	1/21/2003
US	Electrosurgical Device	16/532,980		9/29/2006
US	Connector System for Electrosurgical Device	17/074,084		9/29/2006
US	Cardiac Electrosurgery	13/656,173	8702692	1/2/2007
US	Electrosurgical Pericardial Puncture	14/933,356	10166070	1/2/2007
US	Electrosurgical Pericardial Puncture	16/124,684		1/2/2007
US	Surgical device with pressure monitoring ability	10/347,366	7112197	1/21/2003
US	Electrosurgical Device for Creating a Channel through a Region of Tissue and Methods of Use thereof	15/359,881		1/27/2006
US	METHOD OF SURGICAL PERFORATION VIA THE DELIVERY OF ENERGY	15/463,913	11039880	1/21/2003
US	Cardiac Electrosurgery	14/257,053	9179932	1/2/2007
JP	Guide-wire sleeve for facilitation of lesion crossing	2008-555590		2/22/2006
US	Guide-wire sleeve for facilitation of lesion crossing	12/280,379	8,617,192	2/22/2006
EP	Guide-wire sleeve for facilitation of lesion crossing	07710640.9		2/22/2006
US	Systems and Methods for Creating a Puncture Between Aorta and the Left Atrium	17184729		2/25/2020
US	Systems and Methods for Creating a Puncture Between Aorta and the Left Atrium	17/185,202		2/25/2020
WO	SURGICAL PERFORATION BETWEEN THE AORTA AND LEFT ATRIUM	IB2021/057726		9/29/2020
WO	SURGICAL PERFORATION BETWEEN THE AORTA AND LEFT ATRIUM	IB2021/057728		9/29/2020
US	METHODS FOR CARRYING OUT A CARDIAC PROCEDURE	17/345,056		6/17/2020
US	METHODS FOR CARRYING OUT A CARDIAC PROCEDURE	17/345,104		6/17/2020
US	METHODS FOR CARRYING OUT A CARDIAC PROCEDURE	17344211		6/17/2020
US	STOP-MOVEMENT DEVICE FOR ELONGATED MEDICAL ASSEMBLY	17/346,422		6/17/2020

US	COVER FOR USE WITH SHEATH HUB AND DILATOR HUB	17/397,179		8/18/2020
WO	Hybrid Transseptal Dilator and Methods of Using the Same	IB2021/056514		7/20/2020
WO		IB2021/050266		1/14/2021
WO	Medical Dilator	IB2021/051008		2/11/2020
WO	MEDICAL ASSEMBLIES HAVING SENSOR DEVICES	IB/2021/052907		4/9/2020
US	PUNCTURE-TREATMENT ASSEMBLY	17/382,938		7/24/2020
WO	ELONGATED CONVEYANCE ASSEMBLY HAS TACTILE FEATURE	IB2021/057919		9/30/2020
WO	ELONGATED CONVEYANCE ASSEMBLY HAS TACTILE FEATURE	IB2021/057919		09/30/2020
WO	MEDICAL PUNCTURE DEVICE	IB2021/057601		9/22/2020
WO	Electrosurgical Device & Methods	IB2021/058377		09/14/2020
US	Apparatus and Methods for Puncturing Tissue	62/668,396		5/8/2018
US	Apparatus and Methods for Puncturing Tissue	62/934,830		11/13/2019
EP	METHODS AND DEVICES FOR PUNCTURING	19800741.1		5/8/2018
JP	METHODS AND DEVICES FOR PUNCTURING TISSUE	2020-562113		5/8/2018
US	METHODS AND DEVICES FOR PUNCTURING TISSUE	17/053,139		5/8/2018
US	Apparatus and Methods for Puncturing Tissue	17/095,984		11/13/2019
WO	NEEDLE AND ASSEMBLY OF NEEDLE AND GUIDEWIRE	IB2021/056516		7/27/2020
US	PERICARDIAL PUNCTURE DEVICE AND METHOD	17/375,382		7/16/2020
WO	SYSTEM OF MEDICAL DEVICES AND METHOD FOR PERICARDIAL PUNCTURE	IB2021/056361		7/16/2020
US	SYSTEM OF MEDICAL DEVICES AND METHOD FOR PERICARDIAL PUNCTURE	17377714		7/21/2020
CA	SYSTEM OF MEDICAL DEVICES AND METHOD FOR PERICARDIAL PUNCTURE	3,125,876		7/30/2020
WO	DEFLECTABLE ELONGATED GUIDEWIRE ASSEMBLY	IB2021/054539		6/19/2020
US	CATHETER HAVING TISSUE ENGAGING DEVICE	17/393,487		8/7/2020
WO	SYSTEM AND METHOD FOR PERICARDIAL PUNCTURE	IB2021/056465		7/24/2020
US	SYSTEM AND METHOD FOR PERICARDIAL PUNCTURE	17393499		8/12/2020
WO	SYSTEM OF MEDICAL DEVICES AND METHOD FOR PERICARDIAL PUNCTURE	IB/2021/057152		8/12/2020
WO	SYSTEM OF MEDICAL DEVICES AND METHOD FOR PERICARDIAL PUNCTURE	IB2021/056017		7/8/2020
US	TISSUE-SPREADER ASSEMBLY	17/350,075		6/18/2020

CA	MEDICAL ASSEMBLY INCLUDING FORCE-LIMITING DEVICE	3122822		7/6/2020
WO	STYLET, SYSTEM INCLUDING STYLET, AND METHOD FOR CARRYING OUT MEDICAL PROCEDURE WITH STYLET	IB2021/057592		9/10/2020
WO	MEDICAL DEVICE AND METHOD FOR ACCESSING THE PERICARDIAL SPACE	IB2021/057448		8/19/2020
WO	SYSTEM AND METHOD FOR PERICARDIAL PUNCTURE	IB/2021/056368		7/17/2020
WO	Apparatus and Methods for Puncturing Tissue	IB2019/053751		5/8/2018
US	Method of Heat Exchange to Protect Tissue	62/543,635		8/10/2017
AU	Heat exchange and temperature sensing device and method of use	2018315484		8/10/2017
BR	Heat exchange and temperature sensing device and method of use	11 2020 011128 7		8/10/2017
CA	Heat exchange and temperature sensing device and method of use	3074129		8/10/2017
CN	Heat exchange and temperature sensing device and method of use	2018800598204		8/10/2017
EP	Heat exchange and temperature sensing device and method of use	18843576.2		8/10/2017
JP	Heat exchange and temperature sensing device and method of use			8/10/2017
KR	Heat exchange and temperature sensing device and method of use	10-2020-7006423		8/10/2017
US	Heat exchange and temperature sensing device and method of use	16/637,315		8/10/2017
CA	Heat Exchange and Temperature Sensing Device and Method of Use	3109086		8/10/2017
US	HEAT EXCHANGE AND TEMPERATURE SENSING DEVICE AND METHOD OF USE	17429381		8/10/2017
US	Heat Exchange and Temperature Sensing Device and Method of Use	17266663		8/10/2017
WO	HEAT EXCHANGE AND TEMPERATURE SENSING DEVICE AND METHOD OF USE	IB2020/051156		8/10/2017
WO	Heat Exchange and Temperature Sensing Device and Method of Use	IB2018/056059		8/10/2017
WO	Heat Exchange and Temperature Sensing Device and Method of Use	IB2019/051168		8/10/2017
US	Medical dilator, and systems, methods, and kits for medical dilation	62/876,192		7/19/2019
US	Medical Sheath and Systems and Methods for Using Medical Sheath	62/886,534		8/14/2019
US	Medical Guidewire Assembly and/or Electrical Connector	62/923,031		10/18/2019
US	Medical Dilator	62/972,810		2/11/2020
US	Lock for medical devices, and related systems and methods	62/923,051		10/18/2019

US	GUIDEWIRE ASSEMBLY DETECTABLE BY MEDICAL-IMAGING SENSOR	62/928,214		10/30/2019
WO	Medical dilator, and systems, methods, and kits for medical dilation	IB2020/056759		7/19/2019
WO	Medical Sheath and Systems and Methods for Using Medical Sheath	IB2020/057685		8/14/2019
WO	Medical Guidewire Assembly and/or Electrical Connector	IB2020/059729		10/18/2019
US	LOCK FOR MEDICAL DEVICES, AND RELATED SYSTEMS AND METHODS	17/070,442		10/18/2019
US	GUIDEWIRE ASSEMBLY DETECTABLE BY MEDICAL-IMAGING SENSOR	17/084,084		10/30/2019
US	METHODS FOR DETERMINING A POSITION OF A FIRST MEDICAL DEVICE WITH RESPECT TO A SECOND MEDICAL DEVICE, AND RELATED SYSTEMS AND MEDICAL DEVICES	16/720,190		12/19/2019
US	METHODS FOR DETERMINING A POSITION OF A FIRST MEDICAL DEVICE WITH RESPECT TO A SECOND MEDICAL DEVICE, AND RELATED SYSTEMS AND MEDICAL DEVICES	16/720,212		12/19/2019
US	MEDICAL GUIDEWIRE ASSEMBLY HAVING PREDETERMINED SPATIAL GEOMETRY	62/967,194		1/29/2020
WO	MEDICAL GUIDEWIRE ASSEMBLY HAVING PREDETERMINED SPATIAL GEOMETRY	IB2021/050623		1/29/2020
US	GUIDEWIRE FOR REDUCING HOOP STRESS	62/967,205		1/29/2020
WO	GUIDEWIRE FOR REDUCING HOOP STRESS	IB2021/050629		1/29/2020
US	MEDICAL SHEATH AND RELATED SYSTEMS AND METHODS	16/823,547		3/19/2020
US	MEDICAL DEVICE ASSEMBLY AND RELATED METHODS	16/824,776		3/20/2020
US	System and Method for Carrying out a Medical Procedure	16/794,799		2/19/2020
US	System and Method For Carrying Out a Medical Procedure	62/972,844		2/11/2020
US	NEEDLE ASSEMBLY FOR FORMING HOLE THROUGH BIOLOGICAL WALL	62/992,215		3/20/2020
US	Systems and Methods for Creating a Puncture Between Aorta and the Left Atrium	62/981,454		2/25/2020
US	Systems and Methods for Creating a Puncture Between Aorta and the Left Atrium	62/981,434		2/25/2020
US	NEEDLE AND ASSEMBLY OF NEEDLE AND GUIDEWIRE	63/056,851		7/27/2020

US	CATHETER AND PERFORATION SYSTEM INCLUDING CATHETER	63/007,662		4/9/2020
US	LACERATION SYSTEM AND DEVICE, AND METHODS FOR LACERATION	62/992,250		3/20/2020
US	PERFORATION DEVICE AND SYSTEM	63/040,027		6/17/2020
US	PERFORATION DEVICE, PERFORATION SYSTEM, AND METHOD FOR CARRYING OUT PERFORATION	63/052,659		7/16/2020
US	PERICARDIAL PUNCTURE DEVICE AND METHOD	63/052,692		7/16/2020
US	SYSTEM OF MEDICAL DEVICES AND METHOD FOR PERICARDIAL PUNCTURE	63/052,713		7/16/2020
US	SYSTEM OF MEDICAL DEVICES AND METHOD FOR PERICARDIAL PUNCTURE	63/054,439		7/21/2020
US	SYSTEM AND METHOD FOR PERICARDIAL PUNCTURE	63/055,937		7/24/2020
US	SYSTEM AND METHOD FOR PERICARDIAL PUNCTURE	63/064,435		8/12/2020
US	SYSTEM OF MEDICAL DEVICES AND METHOD FOR PERICARDIAL PUNCTURE	63/049,173		7/8/2020
US	SYSTEM OF MEDICAL DEVICES AND METHOD FOR PERICARDIAL PUNCTURE	63/064,454		8/12/2020
US	SYSTEM OF MEDICAL DEVICES AND METHOD FOR PERICARDIAL PUNCTURE	63/049,182		7/8/2020
US	MEDICAL ASSEMBLIES HAVING SENSOR DEVICES	63/007,703		4/9/2020
US	MEDICAL SHEATH ASSEMBLY	63/006,363		4/7/2020
US	Electro-Anatomic Mapping System	63/006,391		4/7/2020
US	SYSTEM OF MEDICAL DEVICES AND METHOD FOR PERICARDIAL PUNCTURE	63/058,785		7/30/2020
US	SURGICAL PERFORATION BETWEEN THE AORTA AND LEFT ATRIUM	63/084,686		9/29/2020
US	SURGICAL PERFORATION BETWEEN THE AORTA AND LEFT ATRIUM	63/084,749		9/29/2020
US	ELONGATED MEDICAL ASSEMBLY	63/006,427		4/7/2020
US	PUNCTURE DEVICE ASSOCIATED WITH MEDICAL ASSEMBLY	63/013,617		4/22/2020
US	LACERATION SYSTEM AND DEVICE, AND METHODS FOR LACERATION	63/013,604		4/22/2020
US	SHEATH ASSEMBLY AND/OR DILATOR ASSEMBLY	63/013,646		4/22/2020
US	STOP-MOVEMENT DEVICE FOR ELONGATED MEDICAL ASSEMBLY	63/040,037		6/17/2020
US	GUIDEWIRE ASSEMBLY	63/023,426		5/12/2020
US	ELECTROANATOMICAL MAPPING SYSTEM	63/040,052		6/17/2020
US	METHODS FOR CARRYING OUT A CARDIAC PROCEDURE	63/040,042		6/17/2020

US	METHODS FOR CARRYING OUT A CARDIAC PROCEDURE	63/040,075		6/17/2020
US	METHODS FOR CARRYING OUT A CARDIAC PROCEDURE	63/040,090		6/17/2020
US	ELONGATED MEDICAL ASSEMBLY HAVING SELECTIVELY EXPANDABLE- AND-CONTRACTIBLE ASSEMBLY	63/040,577		6/18/2020
US	ENERGY-EMITTING DEVICES FOR ELONGATED MEDICAL ASSEMBLY	63/040,683		6/18/2020
US	TISSUE-SPREADER ASSEMBLY	63/040,593		6/18/2020
US	An Electrosurgical Device with Automatic Shut-Off	63,022,842		5/11/2020
US	SUPPORT ASSEMBLY FOR FLEXIBLE MEDICAL ASSEMBLY	63/040,632		6/18/2020
US	Electrosurgical Device with Sensing	63/105,975		10/27/2020
US	PUNCTURE-TREATMENT ASSEMBLY	63/056,089		7/24/2020
US	COVER FOR USE WITH SHEATH HUB AND DILATOR HUB	63/067,065		8/18/2020
US	MEDICAL-MAPPING DEVICE	63/058,811		7/30/2020
US	MEDICAL ASSEMBLY INCLUDING FORCE-LIMITING DEVICE	63/048,415		7/6/2020
US	Steerable Electrosurgical Puncture Device	63012971		4/21/2020
US	DEFLECTABLE ELONGATED GUIDEWIRE ASSEMBLY	63/041,319		6/19/2020
US	DEFLECTABLE ELONGATED GUIDEWIRE ASSEMBLY	63/051,080		6/19/2020
US	STEERABLE MEDICAL DEVICE, HANDLE FOR A MEDICAL DEVICE, AND METHOD FOR OPERATING A MEDICAL DEVICE	63/049,193		7/8/2020
US	STEERABLE MEDICAL DEVICE, HANDLE FOR A MEDICAL DEVICE, AND METHOD FOR OPERATING A MEDICAL DEVICE	63/049,202		7/8/2020
US	ELONGATED CONVEYANCE ASSEMBLY HAS TACTILE FEATURE	63/085,256		9/30/2020
US	ELONGATED CATHETER ASSEMBLY HAVING GUIDEWIRE DEFLECTOR	63/083,195		9/25/2020
US	CATHETER HAVING TISSUE ENGAGING DEVICE	63062511		8/7/2020
US	ELONGATED MEDICAL NEEDLE	63/058,849		7/30/2020
US	ELONGATED MEDICAL NEEDLE	63/081,942		9/23/2020
US	MEDICAL NEEDLE ASSEMBLY	63/067,362		8/19/2020
US	ELONGATED MEDICAL CATHETER INCLUDING MARKER BAND	63/076,535		9/10/2020
US	STEERABLE MEDICAL DEVICE, HANDLE FOR A MEDICAL DEVICE, AND METHOD FOR OPERATING A MEDICAL	63/076,472		9/10/2020

US	STYLET, SYSTEM INCLUDING STYLET, AND METHOD FOR CARRYING OUT MEDICAL PROCEDURE WITH STYLET	63/076,458		9/10/2020
US	ELONGATED MEDICAL DILATOR INCLUDING A STIFFNESS-CONTROL DEVICE	63/078,388		9/15/2020
US	MEDICAL CATHETER ASSEMBLY HAS CURVE-ADJUSTING DEVICE	63/078,524		9/15/2020
US	MEDICAL DEVICE AND METHOD FOR ACCESSING THE PERICARDIAL SPACE	63/067,366		8/19/2020
US	SYSTEM AND METHOD FOR PERICARDIAL PUNCTURE	63/052,999		7/17/2020
US	ELONGATED MEDICAL SHEATH	63/078,545		9/15/2020
US	STEERABLE MEDICAL DEVICE, HANDLE FOR A MEDICAL DEVICE, AND METHOD FOR OPERATING A MEDICAL DEVICE	63/084,770		9/29/2020
US	STEERABLE MEDICAL DEVICE, HANDLE FOR A MEDICAL DEVICE, AND METHOD FOR OPERATING A MEDICAL DEVICE	63/087,917		10/6/2020
US	A Puncturing Device Comprising a Distal Balloon Feature	63/051,106		7/13/2020
US	STEERABLE MEDICAL DEVICE, HANDLE FOR A MEDICAL DEVICE, AND METHOD FOR OPERATING A MEDICAL DEVICE	63/089,606		10/9/2020
US	STEERABLE MEDICAL DEVICE, HANDLE FOR A MEDICAL DEVICE, AND METHOD FOR OPERATING A MEDICAL DEVICE	63093910		10/20/2020
US	MEDICAL PUNCTURE DEVICE	63/081,369		9/22/2020
US	An Electrosurgical Device with Automatic Shut-Off	63091997		10/15/2020
US	SYSTEM OF MEDICAL DEVICES AND METHOD FOR PERICARDIAL PUNCTURE	63/115,927		11/19/2020
US	MEDICAL GUIDEWIRE ASSEMBLY	63/078,563		9/15/2020
US	ELONGATED MEDICAL NEEDLE ASSEMBLY	63/093,929		10/20/2020
US	ELONGATED MEDICAL ASSEMBLY	63/088,514		10/7/2020
US	MEDICAL TUBULAR ASSEMBLY	63093615		10/19/2020
US	TREATMENT TIME DURATION IDENTIFIED IN ELECTROCARDIOGRAM TRACING	63/229,572		8/5/2021
US	Electrosurgical Device & Methods	63106032		10/27/2020
US	Guide-Wire Dilation Device for Facilitation of Lesion Crossing	61/773,878	9345509	3/7/2013
US	Guide-Wire Dilation Device for Facilitation of Lesion Crossing	14/135,656	9,345,509	2/22/2006
WO	System and Method For Carrying Out a Medical Procedure	IB2021/051013		2/11/2020

US	Electro-Anatomic Mapping System	17223088		4/7/2020
US	MEDICAL-MAPPING DEVICE	17/386,688		7/30/2020
US	ELONGATED MEDICAL CATHETER INCLUDING MARKER BAND	17/411,178		9/10/2020
US	ELONGATED MEDICAL CATHETER INCLUDING MARKER BAND	17/411,178		09/10/2020
DE	Transseptal puncture apparatus	602016046556.6	3064246	3/4/2015
EP	Transseptal puncture apparatus	20203806.3		3/4/2015
EP	Transseptal puncture apparatus	16158576.5	3064246	3/4/2015
FR	Transseptal puncture apparatus	16158576.5	3064246	3/4/2015
GB	Transseptal puncture apparatus	16158576.5	3064246	3/4/2015
IE	Transseptal puncture apparatus	16158576.5	3064246	3/4/2015
IT	Transseptal puncture apparatus	16158576.5	3064246	3/4/2015
JP	Transseptal puncture apparatus	2006-537957	4496223	11/6/2003
US	Transseptal puncture apparatus	14/638,537	9821145	3/23/2012
US	Transseptal puncture apparatus	12/652,067	8292910	11/6/2003
US	Transseptal puncture apparatus	12/652,075	8157829	11/6/2003
US	Transseptal puncture apparatus	13/428,719	8992556	11/6/2003
US	Transseptal puncture apparatus	15/811,080	10716920	3/23/2012
US	Transseptal Puncture Apparatus and Method for Using the Same	16/891,895		3/23/2012
US	Transseptal Puncture Apparatus	10/841,695	7666203	11/6/2003
WO	Transseptal puncture apparatus	US2004/014296		11/6/2003
DE	Septal puncture device	60317909.6	1542593	9/23/2002
EP	Septal Puncture Device	07075936.0		9/23/2002
EP	Septal Puncture Device	03754499.6	1542593	9/23/2002
FR	Septal puncture device	03754499.6	1542593	9/23/2002
GB	Septal puncture device	03754499.6	1542593	9/23/2002
IT	Septal puncture device	03754499.6	1542593	9/23/2002
US	Septal puncture device	13/954,377		9/23/2002
US	Septal Puncture Device	10/660,444		9/23/2002
DE	Transseptal Guidewire	08839113.1	2259832	10/19/2007
DE	Transseptal Guidewire	13174919.4	2668972	10/19/2007
DE	Transseptal Guidewire	13174917.8	2647405	10/19/2007
EP	Transseptal Guidewire	13174919.4	2668972	10/19/2007
EP	Transseptal Guidewire	13174917.8	2647405	10/19/2007
EP	Transseptal Guidewire	08839113.1	2259832	10/19/2007
FR	Transseptal Guidewire	08839113.1	2259832	10/19/2007
GB	Transseptal Guidewire	08839113.1	2259832	10/19/2007
GB	Transseptal Guidewire	13174919.4	2668972	10/19/2007
GB	Transseptal Guidewire	13174917.8	2647405	10/19/2007
IT	Transseptal Guidewire	08839113.1	2259832	10/19/2007
IT	Transseptal Guidewire	13174919.4	2668972	10/19/2007
IT	Transseptal Guidewire	13174917.8	2647405	10/19/2007

US	Transseptal Guidewire	12/152,377	8500697	10/19/2007
US	Transseptal Guidewire	13/934,985	9585692	10/19/2007
US	Apparatus, System, and Method of Shielding the Sharp Tip of a Transseptal Guidewire	12/015,097	7963947	1/16/2008
US	MEDICAL GUIDEWIRE ASSEMBLY HAVING IDENTIFICATION DEVICE	17/348,939		1/22/2020
US	MEDICAL GUIDEWIRE ASSEMBLY HAVING IDENTIFICATION DEVICE	16/749,224		1/22/2020
WO	LACERATION SYSTEM AND DEVICE, AND METHODS FOR LACERATION	IB2021/052142		3/20/2020
CA	PERFORATION DEVICE, PERFORATION SYSTEM, AND METHOD FOR CARRYING OUT PERFORATION	3,124,612		7/16/2020
US	ELONGATED MEDICAL SHEATH	17/404,444		9/15/2020
US	ELONGATED MEDICAL ASSEMBLY	17/465,047		10/7/2020
US	ELONGATED MEDICAL ASSEMBLY	17/465,047		10/07/2020
US	ELONGATED MEDICAL ASSEMBLY	17/223,122		4/7/2020
US	PUNCTURE DEVICE ASSOCIATED WITH MEDICAL ASSEMBLY	17/231,011		4/22/2020
WO	LACERATION SYSTEM AND DEVICE, AND METHODS FOR LACERATION	IB2021/053085		4/22/2020
US	MEDICAL GUIDEWIRE ASSEMBLY	17/411,149		9/15/2020
US	MEDICAL GUIDEWIRE ASSEMBLY	17/411,149		09/15/2020
CA	Multi-Dimensional Navigation Within a Body Chamber	3067813		6/30/2017
EP	MULTI-DIMENSIONAL NAVIGATION WITHIN A BODY CHAMBER	18824741.5		6/30/2017
JP	MULTI-DIMENSIONAL NAVIGATION WITHIN A BODY CHAMBER	2019-571475		6/30/2017
US	Multi-Dimensional Navigation Within a Body Chamber	16/624,746		6/30/2017
WO	MULTI-DIMENSIONAL NAVIGATION WITHIN A BODY CHAMBER	US2018/035849		6/30/2017
US	Modified Tip for a Sheath Assembly	16/157,783		10/11/2017
US	Secondary knob for steerable	61/918,848		12/20/2013
US	Neutral zone feedback for steerable sheath handle	61/918,800		12/20/2013
US	Neutral zone feedback for steerable sheath handle	62/094,327		12/20/2013
US	Neutral zone feedback for steerable sheath handle	62/270,272		12/20/2013
US	Neutral zone feedback for steerable sheath handle	62/437,916		12/22/2016
US	Simplified Control System for a Steerable Sheath	61/918,835		12/20/2013
US	Simplified Control System for a Steerable Sheath	62/094,220		12/20/2013
US	Improved sideport for steerable sheath handle	61/918,718		12/20/2013

US	Sideport for steerable sheath handle	62/094,237		12/19/2014
US	Asymmetric steerable sheath	61/918,813		12/20/2013
US	Asymmetric steerable sheath	62/094,272		12/20/2013
US	Designing to reduce slip	61/918,723		12/20/2013
US	Designing to reduce slip	62/094,280		12/20/2013
US	Designing to reduce slip	62/270,261		12/20/2013
US	Designing to reduce slip	62/437,946		12/22/2016
US	Collapsible Tip Re-entry Catheter	61/929,158		1/20/2014
US	Side-port Catheter	61/932,891		1/29/2014
US	Imaging Marker	62/148,410		4/16/2015
US	Electrosurgical dilation device	62/148,471		4/16/2015
US	Transseptal needle	62/164,970		5/21/2015
US	Devices and Methods for Electrosurgical Navigation	62/087,141		12/3/2014
US	Transvascular Electrosurgical Devices and Systems and Methods of using the same	62/208,404		8/21/2015
US	Medical Imaging Methods for Transvascular Procedures	62/208,138		8/21/2015
US	Epicardial Access System and Methods	62/216,059		9/9/2015
US	Hybrid Transseptal Dilator and Methods of Using the same	62/275,907		1/7/2016
US	Methods and Devices for Puncturing Tissue	62/415,913		11/1/2016
US	Steerable Medical Device Handle	62/569,055		10/6/2017
US	Reinforced Sheath for a Steerable Sheath Assembly	62/569,346		10/6/2017
US	Modified Tip for a Sheath Assembly	62/571,019	2019010546 7	10/11/2017
US	System and Methods for Left Atrial Access	62/843,883		5/6/2019
US	SURGICAL PERFORATION METHOD USING A NON-FEMORAL APPROACH	60/522,753		11/3/2004
US	STEERABLE ELECTROSURGICAL APPARATUS	60/596,297		9/14/2005
US	MAGNETICALLY GUIDABLE ENERGY DELIVERY DEVICE	60/743,181		1/27/2006
US	RADIOFREQUENCY PERFORATION DEVICE	60/827,452		9/29/2006
US	REMOTELY GUIDED ENERGY DELIVERY DEVICE	60/827,458		9/29/2006
US	METHOD FOR CREATING A FENESTRATION THROUGH FOREIGN MATERIAL WITHIN A BODY	60/827,466	9168085	9/29/2006
US	PERICARDIAL ELECTROSURGERY	60/883,074		1/2/2007
US	Radiofrequency Perforation Device	60/884,285		1/10/2007
US	ELECTROSURGICAL DEVICE WITH MULTILAYER INSULATION	60/917,105		5/10/2007

US	Monitoring and Controlling Energy Delivery of an Electrosurgical Device	61/448,578	9101375	3/2/2011
US	Radiofrequency Perforation Apparatus	61/653,967		5/31/2012
US	Electrosurgical Device Having a Lumen	61/781,231		3/14/2013
US	Medical Device Having a Support Wire	61/777,368		3/12/2013
US	Steerable medical device handle	61/661,664		6/19/2012
US	Medical devices with visibility-enhancing features	61/681,512	2014003931 5	8/9/2012
US	Electrosurgical Device Having A Distal Aperture	61/787,617		3/15/2013
US	Superior Access Transseptal Method	61/863,579		8/8/2013
US	A Dilator	61/863,265		8/7/2013
US	Steerable Medical Device Handle	15/106,584	10661057	12/20/2013
US	Steerable Medical Device Handle	16848926		12/20/2013
US	Feedback Mechanisms for a Steerable Medical Device	15/851,942		12/22/2016
EP	Collapsible Tip Re-entry Catheter	15737506.4		1/20/2014
US	Collapsible Tip Re-entry Catheter	15/214,084	10857329	1/20/2014
EP	Side-Port Catheter	15743285.7		1/29/2014
US	Side-port Catheter	15/115,514	10864041	1/29/2014
US	Imaging Marker	15/131,093	10173033	4/16/2015
US	Imaging Marker	16/224,015	10173033	4/16/2015
US	Transseptal needle	15/160,737	10820925	1/21/2003
US	Transseptal needle	16/387,732		9/29/2006
US	Devices and Methods for Electrosurgical Navigation	15/532,402		12/3/2014
US	Transvascular Electrosurgical Devices and Systems and Methods of using the same	15/242,191	2017004951 1	8/21/2015
US	Monitoring and Controlling Energy Delivery of an Electrosurgical Device	13/410,868	9,168,085	9/29/2006
US	Monitoring and Controlling Energy Delivery of an Electrosurgical Device	14/923,059	10,271,894	9/29/2006
US	Monitoring and Controlling Energy Delivery of an Electrosurgical Device	16/364,952	10271894	9/29/2006
AU	Epicardial Access System and Methods	2016319002		9/9/2015
BR	Epicardial Access System and Methods	11 2018 004263 3		9/9/2015
CA	Epicardial Access System and Methods	2995553		9/9/2015
CN	Epicardial Access System and Methods	2016800519082	108024694 B	9/9/2015
EP	Epicardial Access System and Methods	16843791.1	3346898	9/9/2015
JP	Epicardial Access System and Methods	2018-510111	6855450	9/9/2015
KR	Epicardial Access System and Methods	10-2018-7006870		9/9/2015
US	Epicardial Access System and Methods	15/754,030		9/9/2015
AU	Epicardial Access System and Methods	2021215216		9/9/2015
CN	Epicardial Access System and Methods	2021104559039		9/9/2015
DE	Epicardial Access System and Methods	16843791.1	3346898	9/9/2015

EP	Epicardial Access System and Methods	21167160.7		9/9/2015
FR	Epicardial Access System and Methods	16843791.1	3346898	9/9/2015
GB	Epicardial Access System and Methods	16843791.1	3346898	9/9/2015
JP	Epicardial Access System and Methods	2021-042473		9/9/2015
BR	Radiofrequency Perforation Apparatus	11 2014 030643 5		5/31/2012
EP	Radiofrequency Perforation Apparatus	12877833.9		5/31/2012
JP	Radiofrequency Perforation Apparatus	2015-514606	6416084	5/31/2012
JP	Radiofrequency Perforation Apparatus	2018-188330		5/31/2012
US	Radiofrequency Perforation Apparatus	14/404,518	10898291	5/31/2012
JP	Radiofrequency Perforation Apparatus	2021-126774		5/31/2012
JP	Radiofrequency Perforation Apparatus	2021-126775		5/31/2012
US	Radiofrequency Perforation Apparatus	17/130,691		5/31/2012
EP	Electrosurgical Device Having a Lumen	14764721.8		3/14/2013
JP	Electrosurgical Device Having a Lumen	2015-562534	6462600	3/14/2013
JP	Electrosurgical Device Having a Lumen	2018-243930	6835809	3/14/2013
US	Electrosurgical Device Having a Lumen	14/851,353		11/8/2010
JP	Electrosurgical Device Having a Lumen	2021-016433		3/14/2013
US	Electrosurgical Device Having a Lumen	16/935/533		11/8/2010
EP	Medical Device Having a Support Structure	14763003.2		3/12/2013
JP	Medical Device Having a Support Structure	2015-562497	6437469	3/12/2013
US	Medical Device Having a Support Structure	14/851,412	10792096	11/8/2010
US	Medical Device Having a Support Structure	16/381,102		3/12/2013
BR	Steerable medical device handle	11 2014 031843 3		6/19/2012
JP	Steerable medical device handle	2018-172033		6/19/2012
EP	Steerable medical device handle	13752677.8		6/19/2012
JP	Steerable medical device handle	2015-517905	6466835	6/19/2012
US	Steerable medical device handle	14/409,662	10806896	3/20/2011
BR	Steerable medical device handle	12 2020 010829 0		6/19/2012
US	Medical devices with visibility-enhancing features	13/962,396		9/29/2006
CA	Electrosurgical Device Having A Distal Aperture	2905589		3/15/2013
DE	Electrosurgical Device Having A Distal Aperture	602014046361.4	2967746	3/15/2013
EP	Electrosurgical Device Having A Distal Aperture	14763885.2	2967746	3/15/2013
EP	Electrosurgical Device Having A Distal Aperture	19167716.0	3581132	3/15/2013
FR	Electrosurgical Device Having A Distal Aperture	14763885.2	2967746	3/15/2013
GB	Electrosurgical Device Having a Distal Aperture	14763885.2	2967746	3/15/2013
JP	Electrosurgical Device Having a Distal Aperture	2015-562485	6416136	3/15/2013
JP	Electrosurgical Device Having a Distal Aperture	2015-562485	6649450	3/15/2013

US	Electrosurgical Device Having A Distal Aperture	14/850,545	10751115	3/15/2013
CA	Electrosurgical Device Having A Distal Aperture	2941953		3/15/2013
EP	Electrosurgical Device Having a Distal Aperture	14885380.7		3/15/2013
JP	Electrosurgical Device Having a Distal Aperture	2016-555838	6563413	3/15/2013
JP	Electrosurgical Device Having a Distal Aperture	2019-095726	6781297	3/15/2013
US	Electrosurgical Device Having a Distal Aperture	15/262,715	11020173	3/15/2013
US	Electrosurgical Device Having a Distal Aperture	16/423,092		3/15/2013
JP	Electrosurgical Device Having a Distal Aperture	2020-173733		3/15/2013
DE	Electrosurgical Device Having A Distal Aperture	19167716.0	3581132	3/15/2013
EP	Electrosurgical Device Having A Distal Aperture	21177886.5		3/15/2013
FR	Electrosurgical Device Having A Distal Aperture	19167716.0	3581132	3/15/2013
GB	Electrosurgical Device Having A Distal Aperture	19167716.0	3581132	3/15/2013
IE	Electrosurgical Device Having A Distal Aperture	19167716.0	3581132	3/15/2013
IT	Electrosurgical Device Having A Distal Aperture	19167716.0	3581132	3/15/2013
NL	Electrosurgical Device Having A Distal Aperture	19167716.0	3581132	3/15/2013
US	Electrosurgical Device Having A Distal Aperture	16/929,270		3/15/2013
AU	Methods and Devices for Puncturing Tissue	2013397477	2013397477	8/7/2013
AU	Methods and Devices for Puncturing Tissue	2019213413	2019213413	8/7/2013
BR	Methods and Devices for Puncturing Tissue	11 2016 002781 7		8/7/2013
CA	Methods and Devices for Puncturing Tissue	2920683		8/7/2013
CN	Methods and Devices for Puncturing Tissue	2013800788460	ZL2013800788460	8/7/2013
CN	Methods and Devices for Puncturing Tissue	2019113308780		8/7/2013
DE	Methods and Devices for Puncturing Tissue	13891200.1		8/7/2013
EP	Methods and Devices for Puncturing Tissue	13891200.1	3030306	8/7/2013
EP	Methods and Devices for Puncturing Tissue	19204215.8		8/7/2013
FR	Methods and Devices for Puncturing Tissue	13891200.1		8/7/2013
GB	Methods and Devices for Puncturing Tissue	13891200.1		8/7/2013
JP	Methods and Devices for Puncturing Tissue	2016-532745	6795396	8/7/2013
JP	Methods and Devices for Puncturing Tissue	2018-211611	6826090	8/7/2013
KR	Methods and Devices for Puncturing Tissue	10-2016-7005714	10-2262007	8/7/2013
US	Methods and Devices for Puncturing Tissue	14/910,525	10368911	8/7/2013

US	Methods and Devices for Puncturing Tissue	16/445,790		8/7/2013
AU	Methods and Devices for Puncturing Tissue	2021212088		8/7/2013
BR	Methods and Devices for Puncturing Tissue	12 2021 016202 6		8/7/2013
CA	Methods and Devices for Puncturing Tissue	3,117,171		8/7/2013
KR	Methods and Devices for Puncturing Tissue	10-2021-7016786		8/7/2013
CA	Reinforced sheath for a steerable sheath assembly	3078580		10/6/2017
EP	Reinforced sheath for a steerable sheath assembly	18864672.3		10/6/2017
JP	Reinforced Sheath for a Steerable Sheath Assembly	2020-519083		10/6/2017
US	Reinforced sheath for a steerable sheath assembly	16/753,979		10/6/2017
US	System and Methods for Left Atrial Access	16/867,132		5/6/2019
WO	NEEDLE ASSEMBLY FOR FORMING HOLE THROUGH BIOLOGICAL WALL	IB2021/052140		3/20/2020
WO	ELECTROANATOMICAL MAPPING SYSTEM	IB/2021/054590		6/17/2020
WO	ENERGY-EMITTING DEVICES FOR ELONGATED MEDICAL ASSEMBLY	IB/2021055273		6/18/2020
WO	An Electrosurgical Device with Automatic Shut-Off	IB2021/053876		5/11/2020
CA	Steerable Electrosurgical Puncture Device	3,114,776		4/21/2020
WO	ELONGATED CATHETER ASSEMBLY HAVING GUIDEWIRE DEFLECTOR	IB2021/057790		9/25/2020
WO	ELONGATED CATHETER ASSEMBLY HAVING GUIDEWIRE DEFLECTOR	IB2021/057790		09/25/2020
WO	ELONGATED MEDICAL NEEDLE	IB2021/056917		7/30/2020
US	ELONGATED MEDICAL NEEDLE	17/460,854		9/23/2020
US	ELONGATED MEDICAL NEEDLE	17/460,854		09/23/2020
US	Electrosurgical Device	17/377,613		9/29/2006
US	Connector System for Electrosurgical Device	17/399,720		9/29/2006
US	METHOD OF SURGICAL PERFORATION VIA THE DELIVERY OF ENERGY	17/350,434		1/21/2003
AU	Medical Apparatus for Fluid Communication	2015237836	2015237836	3/24/2014
BR	Medical Apparatus for Fluid Communication	11 2016 022204 0		3/24/2014
CA	Medical Apparatus for Fluid Communication	2943463		3/24/2014
CN	Medical Apparatus for Fluid Communication	2015800262435	ZL201580026243.5	3/24/2014
EP	Medical Apparatus for Fluid Communication	15768911.8		3/24/2014
JP	Medical Apparatus for Fluid Communication	2016-558341	6456401	3/24/2014
JP	Medical Apparatus for Fluid Communication	2018-235999	6797173	3/24/2014
KR	Medical Apparatus for Fluid Communication	10-2016-7028356		3/24/2014
CA	Hybrid transseptal dilator and methods of using the same	3,010,700		1/7/2016
EP	Hybrid transseptal dilator and methods of using the same	17735911.4		1/7/2016

JP	Hybrid transseptal dilator and methods of using the same	2018535115		1/7/2016
US	Hybrid Transseptal Dilator and Methods of Using the Same	16/068,589		1/7/2016
US	Hybrid Transseptal Dilator and Methods of Using the Same	63/053,930		7/20/2020
US	Hybrid Transseptal Dilator and Methods of Using the Same	63/085,517		9/30/2020
WO	Steerable Medical Device Handle	IB2014/067173		12/20/2013
WO	Collapsible Tip Re-entry Catheter	IB2015/050396		1/20/2014
WO	Side-port Catheter	IB2015/050682		1/29/2014
WO	Devices and Methods for Electrosurgical Navigation	IB2015/059337		12/3/2014
WO	Epicardial Access System and Methods	IB2016/055404		9/9/2015
WO	Radiofrequency Perforation Apparatus	IB2012/056315		5/31/2012
WO	Electrosurgical Device Having a Lumen	IB2014/059830		3/14/2013
WO	Medical Device Having a Support Structure	IB2014/059696		3/12/2013
WO	Steerable medical device handle	IB2013/055013		6/19/2012
WO	Electrosurgical Device Having A Distal Aperture	IB2014/059641		3/15/2013
WO	Electrosurgical Device Having A Distal Aperture	IB2014/064600		3/15/2013
WO	Methods and Devices for Puncturing Tissue	IB2013/060287		8/7/2013
WO	Reinforced Sheath for a Steerable Sheath Assembly	IB2018/057765		10/6/2017
WO	Medical Apparatus for Fluid Communication	IB2015/052118		3/24/2014
WO	Hybrid transseptal dilator and methods of using the same	IB2017/050065		1/7/2016
EP	Steerable medical device	17885285.1		12/22/2016
JP	Steerable medical device	2019-534222		12/22/2016
WO	CATHETER AND PERFORATION SYSTEM INCLUDING CATHETER	IB/2021/052851		4/9/2020
US	MEDICAL SHEATH ASSEMBLY	17/222,549		4/7/2020
WO	SHEATH ASSEMBLY AND/OR DILATOR ASSEMBLY	IB2021/053119		4/22/2020
US	ELONGATED MEDICAL ASSEMBLY HAVING SELECTIVELY EXPANDABLE- AND-CONTRACTIBLE ASSEMBLY	17340615		6/18/2020
WO	STEERABLE MEDICAL DEVICE, HANDLE FOR A MEDICAL DEVICE, AND METHOD FOR OPERATING A MEDICAL DEVICE	IB2021/056053		7/8/2020
WO	STEERABLE MEDICAL DEVICE, HANDLE FOR A MEDICAL DEVICE, AND METHOD FOR OPERATING A MEDICAL DEVICE	IB2021/056055		7/8/2020
WO	STEERABLE MEDICAL DEVICE, HANDLE FOR A MEDICAL DEVICE, AND METHOD FOR OPERATING A MEDICAL	IB2021/057570		9/10/2020

WO	STEERABLE MEDICAL DEVICE, HANDLE FOR A MEDICAL DEVICE, AND METHOD FOR OPERATING A MEDICAL DEVICE	IB2021/057649		9/29/2020
WO	STEERABLE MEDICAL DEVICE, HANDLE FOR A MEDICAL DEVICE, AND METHOD FOR OPERATING A MEDICAL DEVICE	IB2021/057651		10/6/2020
WO	STEERABLE MEDICAL DEVICE, HANDLE FOR A MEDICAL DEVICE, AND METHOD FOR OPERATING A MEDICAL DEVICE	IB2021/057920		10/9/2020
WO	STEERABLE MEDICAL DEVICE, HANDLE FOR A MEDICAL DEVICE, AND METHOD FOR OPERATING A MEDICAL DEVICE	IB2021/057920		10/09/2020
WO	Steerable medical device	IB2017/058137		12/22/2016
CA	TRANSSEPTAL GUIDE WIRE PUNCTURE SYSTEM	3082622	3082622	12/5/2017
CH	TRANSSEPTAL GUIDE WIRE PUNCTURE SYSTEM	18829581.0	3579909	12/5/2017
CN	TRANSSEPTAL GUIDE WIRE PUNCTURE SYSTEM	201880086451.8		12/5/2017
DE	TRANSSEPTAL GUIDE WIRE PUNCTURE SYSTEM	18829581.0	3579909	12/5/2017
EP	TRANSSEPTAL GUIDE WIRE PUNCTURE SYSTEM	18829581.0	3579909	12/5/2017
FR	TRANSSEPTAL GUIDE WIRE PUNCTURE SYSTEM	18829581.0	3579909	12/5/2017
GB	TRANSSEPTAL GUIDE WIRE PUNCTURE SYSTEM	18829581.0	3579909	12/5/2017
IE	TRANSSEPTAL GUIDE WIRE PUNCTURE SYSTEM	18829581.0	3579909	12/5/2017
US	TRANSSEPTAL GUIDE WIRE PUNCTURE SYSTEM	16/209,426		12/5/2017
US	TRANSSEPTAL GUIDE WIRE PUNCTURE SYSTEM	62/594,756		12/5/2017
WO	TRANSSEPTAL GUIDE WIRE PUNCTURE SYSTEM	US18/63815		12/5/2017
US	Transseptal Guidewire Needle Tip	62/840,062		4/29/2019
WO	TRANSSEPTAL SYSTEMS, DEVICES AND METHODS	US2020/030264		4/29/2019
US	Coupling mechanisms for medical devices	62/668,700		5/8/2018
AU	Coupling mechanisms for medical devices	2019265786		5/8/2018
US	Coupling Mechanisms for Devices	16682825		5/8/2018
BR	Coupling mechanisms for medical devices	11 2020 022834 6		5/8/2018
CA	Coupling mechanisms for medical devices	3,099,464		5/8/2018
CN	Coupling mechanisms for medical devices	2019800303170		5/8/2018
EP	Coupling mechanisms for medical devices	19800094.5		5/8/2018
JP	Coupling mechanisms for medical devices	2020-562147		5/8/2018



KR	Coupling mechanisms for medical devices	10-2020-7035336		5/8/2018
US	Coupling mechanisms for medical devices	17053414		5/8/2018
AU	METHODS AND DEVICES FOR PUNCTURING TISSUE	2019265782		5/8/2018
BR	METHODS AND DEVICES FOR PUNCTURING TISSUE	11 2020 022839 7		5/8/2018
CA	METHODS AND DEVICES FOR PUNCTURING TISSUE	3099451		5/8/2018
CN	METHODS AND DEVICES FOR PUNCTURING TISSUE	2019800298454		5/8/2018
EP	METHODS AND DEVICES FOR PUNCTURING TISSUE	19800092.9		5/8/2018
JP	METHODS AND DEVICES FOR PUNCTURING TISSUE	2020-562143		5/8/2018
KR	Methods and Devices for Puncturing Tissue	10-2020-7035220		5/8/2018
US	METHODS AND DEVICES FOR PUNCTURING TISSUE	17/053,430		5/8/2018
US	GUIDEWIRE HAVING GUIDEWIRE MARKERS	63074672		9/4/2020
WO	GUIDEWIRE HAVING GUIDEWIRE MARKERS	IB2021/058023		9/4/2020
WO	PERFORATION DEVICE AND SYSTEM	PCT/IB2021/055171	6/17/2020	
WO	SUPPORT ASSEMBLY FOR FLEXIBLE MEDICAL ASSEMBLY	IB2021/054816		6/18/2020
WO	A Puncturing Device Comprising a Distal Balloon Feature	IB/2021/056256		7/13/2020
US	GUIDEWIRE ASSEMBLY	17/314,194		5/12/2020
US	Electrosurgical Device and Methods	63/216,284		6/29/2021
AU	Methods and Devices for Puncturing Tissue	2017354078		11/1/2016
CA	Methods and Devices for Puncturing Tissue	3,042,354		11/1/2016
CN	Methods and Devices for Puncturing Tissue	2017800812716		11/1/2016
EP	Methods and Devices for Puncturing Tissue	17868016.1		11/1/2016
JP	Methods and Devices for Puncturing Tissue	2019-523866		1/11/2016
US	Methods and Devices for Puncturing Tissue	16/346,404		11/1/2016
US	Methods and Devices for Puncturing Tissue	17316229		5/11/2020
US	Methods and Devices for Puncturing Tissue	63/022,793		5/11/2020
WO	COUPLING MECHANISMS FOR DEVICES	IB2019/053755		5/8/2018
WO	METHODS AND DEVICES FOR PUNCTURING TISSUE	IB2019/053745		5/8/2018
WO	Methods and Devices for Puncturing Tissue	IB2017/056777		11/1/2016
US	Electrosurgical Generator	29/386,593	D687,146	3/2/2011
JP	Electrosurgical Generator	D2013-017289	D1516204	3/2/2011
US	Handle for a Medical Device	29/646,675	854,686	5/7/2018
US	Handle for a medical device	29/646,695	D854,154	5/7/2018

US	PIERCING STYLET WITH NON-CONTACTING DISTAL TIP FOR MEDICAL USE	29740455		7/3/2020
US	Piercing Stylet with Non-Contacting Distal Tip for Medical Use	29/740,458		7/3/2020
US	ELONGATED GUIDE WIRE FOR MEDICAL USE	29/737,129		6/5/2021
US	Electrosurgical Generator	30 2013 003667 7		3/2/2011
US	Electrosurgical Generator	29/461,910	D704,839	3/2/2011
EM	Electrosurgical Generator	2283135	002283135-0002	3/2/2011
EM	Electrosurgical Generator	2283135	002283135-0003	3/2/2011
JP	Electrosurgical Generator	2013-017289		3/2/2011
EM	Electrosurgical Generator	2283135	002283135-0001	3/2/2011
US	Surface ornamentation for a steerable catheter handle	29763560		12/23/2020
US	Electrosurgical Device Handle	29/394,865	D662,588	6/22/2011
US	Electrosurgical Device Handle	29/424,606	D683,452	6/22/2011
US	Catheter Handle	29/394,930	D655,412	6/23/2011
US	Catheter Handle	29/413,075	D675,318	6/23/2011
US	Curved Electrosurgical Device	29/402,621	D680,219	9/25/2011
US	Steerable catheter handle	29389761	D648,851	4/15/2011
US	Medical Device with Lateral Aperture	29/407,710	D683,016	12/1/2011
US	Medical Device with Lateral Aperture	30 2013 002328 1		12/1/2011
JP	Medical Device with Lateral Aperture	2013-011066	1499520	12/1/2011
US	Switch Box	29/510,292	D758590	11/26/2014
US	Electrosurgical Device with a Curve	29/517,221	D753302	2/11/2015
EM	Electrosurgical Device with a Curve	00275237.8	002752378-0001	2/11/2015
EM	Electrosurgical Device with a Curve	00275237.8	002752378-0002	2/11/2015
JP	Electrosurgical Device with a Curve	2015-017788	D1578918	2/11/2015
US	Medical Device Packaging Tray	29/536,563	D816501	8/18/2015
JP	Medical Device Packaging	2016-003411	1566180	8/18/2015
US	Medical device handle	29/533,914	D786430	7/23/2015
EM	Medical device handle	2742700	002742700-0001	7/23/2015
JP	Medical device handle	2015-016682	1550937	7/27/2015
US	Surface ornamentation for a steerable catheter handle	29/621,288	D879949	10/6/2017
US	Handle for a Medical Device	29/646,706	D854,155	5/7/2018
US	Electrosurgical Devices	29/704,413		9/4/2019
US	Medical Devices	29/704,396	N/A	9/4/2019
WO	MEDICAL TUBULAR ASSEMBLY	IB2021/059566		10/18/2021
US	Electrosurgical Device & Methods	63/272763		10/28/2021

US	SYSTEM OF MEDICAL DEVICES AND METHOD FOR PERICARDIAL PUNCTURE	17/527,490		11/16/2021
WO	MICROCATHETER			01/10/2022
US	MEDICAL DEVICE AND WIRELESS TRACKING SENSOR	63/247,912		09/24/2021
WO	Electrosurgical Device with Sensing	IB2021/059823		10/25/2021
WO	ELONGATED MEDICAL NEEDLE ASSEMBLY	IB2021/059631		10/19/2021
US	SYSTEM AND METHOD FOR TISSUE PUNCTURE	63284302		11/30/2021
WO	STEERABLE MEDICAL DEVICE, HANDLE FOR A MEDICAL DEVICE, AND METHOD FOR OPERATING A MEDICAL DEVICE	IB2021/059375		10/12/2021
CA	TRANSSEPTAL SYSTEMS, DEVICES AND METHODS			10/26/2021
US	TRANSSEPTAL SYSTEMS, DEVICES AND METHODS	17/606,592		10/26/2021
WO	An Electrosurgical Device with Automatic Shut-Off	IB2021/059484		10/14/2021
US	Devices and Methods for Electrosurgical Navigation	17/480,804		9/21/2021
BR	Medical Dilator, and Systems, Methods, and Kits for medical dilation	112022000536-9		1/11/2022
CA	Medical Dilator, and Systems, Methods, and Kits for medical dilation	3144440		1/17/2022
US	Medical Dilator, and Systems, Methods, and Kits for medical dilation	17/627,739		1/17/2022
CA	Medical Sheath and Systems and Methods for Using Medical Sheath	3146937		02/03/2022
US	Medical Sheath and Systems and Methods for Using Medical Sheath	17/632,610		02/03/2022
EP	Electrosurgical Device Having a Lumen	22157372.8		02/17/2022
EP	Medical Device Having a Support Structure	22157635.8		02/18/2022
US	MEDICAL DEVICE AND METHODS FOR CARRYING OUT A MEDICAL PROCEDURE	63/318,856		03/11/2022
US	A Guidewire with Portions of Reduced Stiffness	63/320,383		03/16/2022
US	Enhanced Dilator and Methods of Using the Same	63/320,957		03/17/2022
US	Apparatus and Method for Biological Tissue Puncture Expansion	63/341,182		05/12/2022
US	Transseptal Needle	17/723,629		04/19/2022
US	Feedback Mechanisms for a Steerable Medical Device	17/740,431		05/10/2022

Schedule B

Baylis Medical Company Inc. Trademarks and Trademark Applications

Mark	Jurisdiction	Application No.
VersaCross logo 	United States	90333192
	Brazil	921594860
	Australia	2139684
	Europe	18346650
	Hong Kong	305463487
	Japan	2020-147433
	New Zealand	11658370
	Singapore	40202025072V
	South Korea	40-2020-0238986
	Taiwan	109086626
	Canada	2056612
	United Kingdom	UK00003562061
VC logo 	United States	90333212
	Brazil	921594470
	Australia	2139678
	Europe	18346651
	Hong Kong	305463559
	Japan	2020-147432
	New Zealand	1165371
	Singapore	402020025074W
	South Korea	40-2020-0238987
	Taiwan	109086627
	Canada	2056610
	United Kingdom	UK00003562017
VersaCross	Japan	2019-139837
	Canada	2056613
	United States	86908879

NRG	China	23005170
	United States	85180067
DuoMode	Japan	2016-087746
ExpanSure	Japan	2019-139835
	United States	88000401
SupraCross	Japan	2019-139836
	United States	86908926
SureFlex	United States	85603872